



www.curtisindustries.net

HARD SIDED DELUXE:

This model features a fully enclosed hard-sided cab. Typical features include acoustical headliner, power wiper system, multiple sliding window assemblies, pin-hinged key locking doors, full vision and front and rear safety glass windshield.

SOFT SIDED DELUXE:

This cab features a full size metal canopy roof with an acoustical headliner. A power wiper system, front safety glass windshield, metal frame and contoured fender and door seal are also standard features. The doors are swing out, pin-hinged with locking handles and a rigid metal frame. A snap-in rear vinyl curtain with clear polished window is also standard.

Some models may vary in specifications.

JOHN DEERE CABS AND REAR GLASS PANEL

Part #	Description	Weight	List Price	Freight
1JD2305SS	John Deere 2210 and 2305 Soft Sided Deluxe	275 lbs	\$ 5,654.00	\$ 300.00
1JD2305AS	John Deere 2210 and 2305 Hard Sided Deluxe	350 lbs	\$ 7,642.00	\$ 300.00
JD2210-06A	Optional Rear Glass Panel (soft side upgrade)	60 lbs	\$ 1,159.00	CALL
9PH20S28	Tuck Away Hot Water Heater JD2210 & 2305- 20,000 BTU	25 lbs	\$ 783.00	INCL
1JD2520SS	John Deere 2025R/2023R/2320/2520/2720 Soft Sided Deluxe (no rear wiper available)	275 lbs.	\$ 5,847.00	\$ 300.00
1JD2520AS	John Deere 2025R/2023R/2320/2520/2720 Hard Sided Deluxe	350 lbs.	\$ 7,445.00	\$ 300.00
JD2520-06A	Optional Rear Glass Panel (soft side upgrade) (no rear wiper available)	60 lbs	\$ 1,159.00	CALL
9PH20S8	Tuck Away Hot Water Heater JD2520 series - 20,000 BTU	25 lbs	\$ 783.00	INCL
1JD3520SS	John Deere 31/33/35/3720, 42/43/4410/ *42/43/ 4400 Soft Sided deluxe *special cowl insert required	275 lbs	\$ 6,114.00	\$ 300.00
1JD3520AS	John Deere 31/33/35/3720, 42/43/4410/ *42/43/ 4400 Hard Sided deluxe *special cowl insert required	350 lbs	\$ 7,800.00	\$ 300.00
JD4210BH	John Deere Backhoe Adapter Kit (4210/3520 Series)-backhoe installed required	20 lbs	\$ 517.00	
JD4210-06A	Optional Rear Glass Panel (soft side upgrade)	60 lbs	\$ 987.00	CALL
9PH20S26	Tuck Away Hot Water Heater 3000 & 4000 series - 20,000 BTU	25 lbs	\$ 783.00	INCL
1JD4120SS	John Deere 45/46/4700, 45/46/4710, 41/43/45/4720, *45/46/4700 Soft Sided Deluxe *special cowl insert required	275 lbs	\$ 6,646.00	\$ 300.00
1JD4120AS	John Deere 45/46/4700, 45/46/4710, 41/43/45/4720, *45/46/4700 Hard Sided Deluxe *special cowl insert required	350 lbs.	\$ 8,628.00	\$ 300.00
JD4210-06A	Optional Rear Glass Panel	60 lbs	\$ 987.00	CALL
9PH20S26	Tuck Away Hot Water Heater 3000 & 4000 series - 20,000 BTU	25 lbs	\$ 783.00	INCL

JOHN DEERE CANOPY

Part #	Description	Weight	List Price	Freight	
JXL1	Complete canopy- Fiberglass - all inclusive with mounting hardware - Green	John Deere—All tractors with 3" x 2" bar size up to 46" overall width.	100 lbs	\$ 1,691.00	CALL

" FREIGHT INCLUDED IN PRICE OF ACCESSORIES IF BROUGHT WITH CAB "
" EXTRA FREIGHT WILL APPLY IF ACCESSORIES ARE BROUGHT IN ALONE "



www.curtisindustries.net



GATOR 6 X 4 & 4 X 2 CAB & CANOPY

Part #	Description	Weight	List Price	Freight
1GTRUXV2	Gator XUV Hard Side Cab -2 seater (wiper incl) (fits standard OPS, 2006-current model year)	260 lbs	\$ 6,506.00	\$ 300.00
9PH20S30	Custom heater, XUV & HPX 20,000 BTU Mega Burner	25 lbs	\$ 931.77	INCL
1GTRXUV	Gator XUV/HPX Soft Side Cab - fits standard OPS, 2006-2012	160 lbs	\$ 4,212.00	\$ 300.00
1XUVWPR	Gator XUV wiper kit	N/A	\$ 408.00	INCL
9PH20S30	Custom heater, XUV & HPX 20,000 BTU Mega Burner	25 lbs	\$ 987.00	INCL
1GTRAS1	Gator 6x4 & 4x2 Hard Sided Deluxe - Phase II Cab (2004 and older)	330 lbs	\$ 7,501.00	\$ 300.00
1GTRAS1B	Gator 6x4 & 4x2 Hard Sided Deluxe Phase II - Black (2004 and older)	330 lbs	\$ 7,501.00	\$ 300.00
1GTRSS1	Gator 6x4 & 4x2 Soft Sided Deluxe Phase II Cab (2004 and older)	300 lbs	\$ 5,182.00	\$ 300.00
1GTRSS1B	Gator 6x4 & 4x2 Soft Sided Deluxe Phase II - Black (2004 and older)	300 lbs	\$ 5,182.00	\$ 300.00
JDGTR-06A	Gator 6x4 & 4x2 Hard Rear Panel Kit (upgrades soft side cab)	60 lbs	\$ 486.00	CALL
9PH20S7	Tuck-Away Hot Water Heater - John Deere Gator 6x4 (water cooled)	25 lbs	\$ 783.00	INCL
1GTS1AS	Gator 6 x 4 & 4 x 2 Soft Sided Deluxe Phase II Cab	435 lbs.	\$ 6,750.00	\$ 300.00
1GTS1ASB	Gator 6 x 4 & 4 x 2 Soft Sided Deluxe Phase II Cab Black	435 lbs	\$ 6,750.00	\$ 300.00
1GTS1SS	Gator 6 x 4 & 4 x 2 Hard Sided Deluxe Phase II Cab	400 lbs	\$ 5,616.00	\$ 300.00
1GTS1SSB	Gator 6 x 4 & 4 x 2 Hard Sided Deluxe Phase II Cab Black	400 lbs	\$ 5,616.00	\$ 300.00
JDTAS-06A	Gator 6x4 & 4x2 Hard Rear Panel Kit (upgrades Soft Side Cab)	60 lbs	\$ 486.00	CALL
9PDEH12	Tuck Away Hot Water Heater Gator- 6x4- 20,000 BTU (requires JD Heavy Duty Alternator)	4 lbs.	\$ 486.00	INCL

Note: Product not in stock is subject to freight charges.

*Note: Hard Rear Glass Assembly Kits are Substitutes for the Standard Snap-In or Velcro Rear Curtain Featured on All Soft-Sided.

" FREIGHT INCLUDED IN PRICE OF ACCESSORIES IF BROUGHT WITH CAB "
" EXTRA FREIGHT WILL APPLY IF ACCESSORIES ARE BROUGHT IN ALONE "



www.curtisindustries.net



KUBOTA CABS AND REAR GLASS PANELS

Part #	Description	Weight	List Price	Freight
1KB17SS1	Kubota B17/21/2400, 24/27/2910,73/75/7800 Soft Sided Deluxe	350 lbs	\$ 6,257.00	\$ 300.00
1KB17AS1	Kubota B17/21/2400, 24/27/2910,73/75/7800 Hard Sided Deluxe	300 lbs	\$ 8,909.00	\$ 300.00
KB17-06A	Kubota B17 - Optional Rear Glass (soft-sided upgrade)	60 lbs	\$ 956.00	CALL
9PH20S35	Tuck Away Hot Water Heater B Series-20,000 BTU	25 lbs	\$ 783.00	INCL
1KB2320SS	Kubota 23, 26 & 2920 Soft Side Deluxe Cab	300 lbs	\$ 6,434.00	\$ 300.00
KB2320-06	Optional Rear Glass Panel (soft sided upgrade)	60 lbs	\$ 1,034.00	CALL
9PH20S35	Tuck Away Hot Water Heater 23, 26 & 2920	25 lbs	\$ 783.00	INCL
1KB32SS	Kubota B3200 & B3300 Soft Side Deluxe Cab	325 lbs	\$ 6,434.00	\$ 300.00
1KB32AS	Kubota B3200 & B3300 Hard Side Deluxe Cab	430 lbs	\$ 7,672.00	\$ 300.00
KB3200-06	Optional Rear Glass Panel (soft sided upgrade)	60 lbs	\$ 940.00	CALL
9PH20S35	Tuck Away Hot Water Heater B3200 & B3300	25 lbs	\$ 783.00	INCL
1KBX25SS	Kubota BX25 Soft Side Deluxe Cab	300 lbs	\$ 6,052.00	\$ 300.00
1KBX25AS	Kubota BX25 Hard Side Deluxe Cab	350 lbs	\$ 7,053.00	\$ 300.00
9PH20S18	Tuck Away Hot Water Heater BX25/50/60 Series	25 lbs	\$ 783.00	INCL
1KBX50SS	Kubota BX1850, 1860, 2350, 2360 & 2660 Soft Sided Deluxe	300 lbs.	\$ 5,485.00	\$ 300.00
1KBX50AS	Kubota BX1850, 1860, 2350, 2360 & 2660 Hard Sided Deluxe	410 lbs.	\$ 7,110.00	\$ 300.00
<p>Note: The Kubota factory snow blower attachment requires either the Kubota Factory p/n# BX2754 hydraulic chute rotator or the Kubota factory p/n# GB2514B-1 electric chute to operate. Also available is p/n# GB2513 electric chute deflector.</p>				
KBX50-06	Optional Rear Glass Panel (soft sided upgrade)	60 lbs	\$ 1,300.00	CALL
1KBXFELB	Kubota BX50/BX25 Loader Blade (all inclusive)	225 lbs	\$ 2,574.00	CALL
9PH20S18	Tuck Away Hot Water Heater BX50/BX60 Series (except 2660)-20,000 BTU	25 lbs	\$ 783.00	INCL
9PH20S40	Tuck Away Hot Water Heater BX2660 Only	25 lbs	\$ 783.00	INCL
1KL2800	Kubota L2800 & L3400 Hard Side Doors- Steel Doors -Soft Rear Panel	335 lbs	\$ 8,086.00	\$ 300.00
KL-06	Optional Rear Glass Panel	60 lbs	\$ 1,238.00	\$ 300.00
9PH20S34	Tuck Away Hot Water Heater L3400	25 lbs	\$ 783.00	INCL
1KU3AS	Kubota L3130, 3430, 3830, 4330, 4630, and 5030 hard Sided Deluxe	375 lbs	\$ 8,046.00	\$ 300.00
9PH20S23	Tuck Away Hot Water Heater L30/L40 Series-20,000 BTU	25 lbs	\$ 470.00	INCL
1KGL4AS	Kubota L40 Series Hard Sided Deluxe	400 lbs	\$ 8,510.00	\$ 300.00
9PH20S23	Tuck Away Hot Water Heater L30/L40 Series - 20,000 BTU	25 lbs	\$ 783.00	INCL
1KL38SS	Kubota L3200 & 3800 Soft Sided Deluxe	300 lbs	\$ 5,946.00	\$ 300.00
1KL38AS	Kubota L3200 & 3800 Hard Sided Deluxe	400 lbs	\$ 7,585.00	\$ 300.00
1KL38-06A	Optional Hard Rear Panel (soft sided upgrade)	60 lbs	\$ 486.00	CALL
9PH20S34	Tuck Away Hot Water Heater L3200 & 3800 Series - 20,000 BTU	25 lbs	\$ 783.00	INCL
1KBX70SS	Kubota BX70/BX25D Series (2370/2670-25D only) - Soft Sided Deluxe	305 lbs	\$ 5,759.00	\$ 300.00
1KBX70AS	Kubota BX70/BS25D Series (2370/2670-25D only) - Hard Sided Deluxe	320 lbs	\$ 7,267.00	\$ 300.00
8SV-BX7006-03	Optional Hard Rear Panel (soft sided upgrade)	60 lbs	\$ 1,159.00	CALL
1KBXFELB	Kubota BX50/BX25 Loader Blade (all inclusive)	225 lbs	\$ 2,574.00	CALL
KXL2	Complete Canopy, Fiberglass - Orange (all inclusive)	100 lbs	\$ 1,691.00	CALL
9PH20S18	Tuck Away Hot Water Heater BX2370 & 25D Series	25 lbs	\$ 783.00	INCL
9PH20S40	Tuck Away Hot Water Heater BX2670 Only	25 lbs	\$ 783.00	INCL

Note: Product not in stock is subject to freight charges.

" FREIGHT INCLUDED IN PRICE OF ACCESSORIES IF BROUGHT WITH CAB "

" EXTRA FREIGHT WILL APPLY IF ACCESSORIES ARE BROUGHT IN ALONE "



www.curtisindustries.net



KIOTI TRACTOR CABS				
Part #	Description	Weight	List Price	Freight
1KTCK30	Kioti CK30/ 35—Bobcat 225/230/235 Hard Sided Deluxe Cab With Soft Rear Panel	350 lbs	\$ 7,016.00	\$ 300.00
KTCK30-06	Kioti CK30 Hard Rear Panel	60 lbs	\$ 1,238.00	CALL
9PH20S37	Tuck Away Heater	25 lbs	\$ 783.00	INCL



GC1700 Cab



Note: Product not in stock is subject to freight charges.

MASSEY FERSUSON CABS				
Part #	Description	Weight	List Price	Freight
1MF1532	Massy Ferguson 1532 Cab - Soft Sided Deluxe	320 lbs	\$ 6,843.00	\$ 300.00
MF1532-06	Optional Rear Glass Panel	60 lbs	\$ 956.00	CALL
9PH20S36	Tuck Away Hot Water Heater- 20,000 BTU Mega Burner	25 lbs	\$ 783.00	INCL
1MFGC2400	MF GC 2400/2600 -Soft Sided Deluxe	320 lbs	\$ 5,532.00	\$ 300.00
MFGC2400-06	Optional Rear Glass Panel	60 lbs	\$ 956.00	CALL
9PH20S29	Tuck Away Hot Water Heater - 20,000 BTU Mega Burner	25 lbs	\$ 783.00	INCL
1MF1526SS	Massy Ferguson 1526 Cab - Soft Sided Deluxe	320 lbs	\$ 5,367.00	\$ 300.00
9PH20S46	Tuck Away Hot Water Heater- 20,000 BTU Mega Burner	25 lbs	\$ 783.00	INCL
1MFGC1700AS	MF GC1700 - Hard Sided Deluxe	400 lbs	\$ 7,571.00	\$ 300.00
1MFGC1700SS	MF GC1700 - Soft Sided Deluxe	350 lbs	\$ 6,000.00	\$ 300.00
9PH20S54	Tuck Away Hot Water Heater - 20,000 BTU Mega Burner	25 lbs	\$ 783.00	INCL

" FREIGHT INCLUDED IN PRICE OF ACCESSORIES IF BROUGHT WITH CAB "

" EXTRA FREIGHT WILL APPLY IF ACCESSORIES ARE BROUGHT IN ALONE "



www.curtisindustries.net



YANMAR CAB SYSTEMS

Part #	Description	Weight	List Price	Freight
1CYSC1AS	Yanmar SC2400 Hard Sided Deluxe (soft rear panel)	320 lbs	\$ 5,192.00	\$ 300.00
SC100-06A	Optional Rear Glass Panel & Leg Kit	60 lbs	\$ 517.00	CALL
9PH20S42	Tuck Away Heater, SC2400 & EX2900/3200	25 lbs	\$ 783.00	INCL
1CYSC2450AS	Yanmar SC2450 Hard Sided Deluxe	250 lbs	\$ 5,774.00	\$ 300.00
9PH20S42	Tuck Away Heater, SC2400 & EX2900/3200	25 lbs	\$ 783.00	INCL
1CYEX3AS	Yanmar SX3100 Hard Sided Deluxe (soft rear panel)	320 lbs	\$ 6,619.00	\$ 300.00
SX3100-06A	Optional Rear Glass Panel	60 lbs	\$ 1,034.00	CALL
9PH20S43	Tuck Away Heater, SX3100	25 lbs	\$ 783.00	INCL
1CYEX3AS	Yanmar SX2900/3200 Hard Sided Deluxe (soft rear panel)	320 lbs	\$ 6,935.00	\$ 300.00
EX300-06A	Optional Rear Glass Panel & Leg Kit	60 lbs	\$ 517.00	CALL
9PH20S42	Tuck Away Heater, SC2400 & EX2900/ 3200	25 lbs	\$ 783.00	INCL
1CYEX4AS	Yanmar EX450 Hard Sided Deluxe (soft rear panel)	320 lbs	\$ 7,329.00	\$ 300.00
EX450-06A	Optional Rear Glass Panel	60 lbs	\$ 517.00	CALL
9PH20S41	Tuck Away Heater, EX450	25 lbs	\$ 783.00	INCL
1CYLX490AS	Yanmar LX410/450/490 Hard Sided Deluxe (soft rear panel)	320 lbs	\$ 7,585.00	\$ 300.00
9PH20S51	Tuck Away Heater, LX 410, 450, & 490	25 lbs	\$ 783.00	INCL
WXL3	Yanmar Canopy, Fiberglass (All inclusive with mounting hardware) - White	100 lbs	\$ 1,691.00	CALL

Note: Product not in stock is subject to freight charges.

" FREIGHT INCLUDED IN PRICE OF ACCESSORIES IF BROUGHT WITH CAB "
" EXTRA FREIGHT WILL APPLY IF ACCESSORIES ARE BROUGHT IN ALONE "



www.curtisindustries.net



BOBCAT CAB SYSTEMS

Part #	Description	Weight	List Price	Freight
1KTCK30	Bobcat 225/230/235 Hard Sided Deluxe (soft rear panel)	350 lbs	\$ 7,016.00	\$ 300.00
KTCK30-06	Optional Rear Glass Panel	60 lbs	\$ 1,238.00	CALL
9PH20S37	Tuck Away Hot Water Heater, CT230/CK30	25 lbs	\$ 783.00	INCL

Note: Product not in stock is subject to freight charges.



BOBCAT CANOPY

Part #	Description	Weight	List	Freight	
WXL3	Complete canopy fibreglass - All inclusive with mounting hardware - white	All tractors with 3" x 2" bar size up to 46" overall width	100 lbs	\$ 1,691.00	CALL

PLEASE NOTE: The Curtis canopy will fit tractors with a 2 x 2 Roll Bar. Please use 1" spacers with roll bar brackets, not provided with canopy

" FREIGHT INCLUDED IN PRICE OF ACCESSORIES IF BROUGHT WITH CAB "
" EXTRA FREIGHT WILL APPLY IF ACCESSORIES ARE BROUGHT IN ALONE "



www.curtisindustries.net



POLARIS RANGER RCS CABS

Part #	Description	Weight	List Price	Freight
1PLORC1	Polaris Ranger RCS Cab (2010)	300 lbs	\$ 7,230.00	\$ 300.00
1POLRC1WD	Polaris Ranger RCS Cab Without Doors-2010	250 lbs	\$ 4,539.00	\$ 300.00
1POLRCWD	Polaris Ranger RCS Cab Without Doors (2010-2011)	200 lbs	\$ 3,676.00	\$ 300.00
1POLR1DR	Polaris Ranger RCS Doors (2010-2011)	230 lbs	\$ 3,850.00	\$ 300.00
1PRG400CFS	Polaris Ranger 800 Crew Side-By-Side W/Venting	205 lbs	\$ 4,211.00	\$ 300.00
1PRG800CFS1	Polaris Ranger 400/500 PathPro SS Cab (2010-2011)	235 lbs	\$ 6,000.00	\$ 300.00
ACCESSORIES				
2874887-067	Kit- Roof, RGR MOD Cab (black) - 2004-2008	60 lbs	\$ 815.00	CALL
2874886	Kit - Windshield Ranger Modular Cab - 2004-2008	130 lbs	\$ 1,347.00	CALL
2874888	Kit - Rear panel, Ranger Cab "Modular" - 2004-2008	120 lbs	\$ 924.00	CALL
2875934-067	Kit - Hard sided Doors, POL RGR MOD Cab (black) - 2004-2008	130 lbs	\$ 2,130.00	CALL
2859091	Optional Rear Panel Kit - Polaris Ranger/UTV - 2004-2008	65 lbs	\$ 267.00	CALL
9PH20S39	Polaris ranger RCS - 20,000 BTU Mega Burner (2009-current year)	25 lbs	\$ 987.00	CALL
9SV-HTR39F	Heater Fittings Kit - Ranger for '09 700 & '10 800 Model	18 lbs	\$ 126.00	INCL
8SV-HTR39MB-B4	Heater Mount Kit - Ranger for '09 700 & '10 800 Model	18 lbs	\$ 141.00	INCL
9SV-HTR39MP	Heater Replacement Parts Ranger, '09 700 & '10 800 MDL	18 lbs	\$ 141.00	INCL
2874927	Polaris Modular Cab Wiper Kit	8 lbs	\$ 392.00	INCL
1POLRLCWPR	Polaris Ranger RCS Wiper Kit	8 lbs	\$ 502.00	INCL
1POLRWPR	Polaris Ranger RCS Wiper Kit	8 lbs	\$ 502.00	INCL
POLARIS UTV PLOWS				
1POLSP	Polaris Ranger XP/HD snow Plow Steel	220 lbs	\$ 2,313.00	CALL
1POLUTP	Polaris Ranger XP/HD Tapered Poly Plow	220 lbs	\$ 2,710.00	CALL
UTV-CE	UTV cutting Edge	5 lbs	\$ 165.00	CALL
UTV-SHOE	UTV Skid Shoes	5 lbs	\$ 37.00	INCL
9PBA	Back-Up Alarm Kit	5lbs	\$ 220.00	INCL
9PH1	Horn Kit	5 lbs	\$ 110.00	INCL

Note: Product not in stock is subject to freight charges.

" FREIGHT INCLUDED IN PRICE OF ACCESSORIES IF BROUGHT WITH CAB "
" EXTRA FREIGHT WILL APPLY IF ACCESSORIES ARE BROUGHT IN ALONE "



www.curtisindustries.net



YAMAHA CABS				
Part #	Description	Weight	List Price	Freight
1YAMC	Yamaha Rhino 450, 660, 700 Modular RSC Cab	280 lbs	\$ 6,345.00	\$ 300.00
1YAMVK	Yamaham Viking All-Steel Cab	310 lbs	\$ 6,816.00	\$ 300.00
1YAD1AS	Yamaha Adventurer 1	225 lbs	\$ 5,142.00	\$ 300.00
ACCESSORIES				
9PH20S33	Yamaha Rhino for Models 450 to 660 - 20,000 BTU Mega Burner	25 lbs	\$ 987.00	INCL
9PH20S38	Yamaha Rhino 700 - 20,000 BTU Mega Burner	25 lbs	\$ 987.00	INCL
9SV-HTR33F	Heater Fitting Kit - Rhino 450 & 660	N/A	\$ 188.00	INCL
9SV-HTR33MP	Heater Replacement Parts - Rhino 450 & 660	N/A	\$ 157.00	INCL
9SV-HTR38F	Heater Fittings Kit - Rhino 700	N/A	\$ 157.00	INCL
8SV-HTR38MB-B4	Heater Mount Kit - Rhino 700	N/A	\$ 141.00	INCL
9SV-HTR38-MP	Heater Replacement Parts - Rhino 700	N/A	\$ 173.00	INCL
1YAMWL	Yamaha Rhino Work Light Kit	4 lbs	\$ 204.00	INCL
1YAMWPR	Yamaha Rhino 12V 110 Degree Sweep Wiper Kit	5 lbs	\$ 173.00	INCL
POLARIS UTV PLOWS				
1YAMSP	Rhino Snow Plow Steel	220 lbs	\$ 2,882.00	CALL
1YAMUTP	Ranger Plow Tapered Poly	220 lbs	\$ 3,415.00	CALL
UTV-CE	UTV cutting Edge	5 lbs	\$ 156.00	CALL
UTV-SHOE	UTV Skid Shoes	5 lbs	\$ 35.00	INCL
1TBP49HWB	Replacement Cutting Edge Hardware - All Plows	5 lbs	\$ 45.00	INCL

Note: Product not in stock is subject to freight charges.

" FREIGHT INCLUDED IN PRICE OF ACCESSORIES IF BROUGHT WITH CAB "
" EXTRA FREIGHT WILL APPLY IF ACCESSORIES ARE BROUGHT IN ALONE "



www.curtisindustries.net



KAWASAKI UTV CAB SYSTEMS

Part #	Description	Weight	List Price	Freight
1KWTX75B	Kawasaki Teryx TCS Complete Cab (2010/2011)	350 lbs	\$ 7,524.00	\$ 300.00
1KWTX75BND	Kawasaki Teryx TCS Without Doors (2010/2011)	100 lbs	\$ 4,142.00	\$ 300.00
1KWTX75DRB	Kawasaki Teryx TCS Doors Only (2010/2011)	100 lbs	\$ 4,090.00	\$ 300.00
1KAWM4SP	Kawasaki Mule 4000 Plow	180 lbs	\$ 2,899.00	CALL
UTV-CE	UTV Cutting Edge	5 lbs	\$ 156.00	INCL
UTV-SHE	UTV Skid Shoes	5 lbs	\$ 35.00	INCL
1TBP49HWB	Replacement Cutting Edge Hardware - All Plows	5 lbs	\$ 45.00	INCL
1KWTX75WPR	Kawasaki Teryx Wiper Kit	N/A	\$ 489.00	INCL

Note: Product not in stock is subject to freight charges.

" FREIGHT INCLUDED IN PRICE OF ACCESSORIES IF BROUGHT WITH CAB "
" EXTRA FREIGHT WILL APPLY IF ACCESSORIES ARE BROUGHT IN ALONE "



www.curtisindustries.net



CLUB CAR CARRYALL CAB SYSTEMS

Part #	Description	Weight	List Price	Freight
102262901C	Cab & Door Assembly, Black for Carryall & Turf 1, 2, 2+, 6, & 252	310 lbs	\$ 4,297.00	\$ 300.00
103274401C	Adapter Kit for Carryall & Turf 1, 2, 2+ & 252 (required for complete cab assembly)	60 lbs	\$ 548.00	CALL
103306001C	Adapter Kit for Transporter 4 & Carryall 6 (required for complete cab assembly)	60 lbs	\$ 548.00	CALL
103306601C	Range Cab & Door Assembly for carryall 2 or Turf 2 (include adapter kit)	300 lbs	\$ 4,124.00	\$ 300.00
1011994301C	Carryall Light kit, Roof Mount Strobe	N/A	\$ 204.00	INCL
101994401C	Carryall Fan Kit	N/A	\$ 204.00	INCL
105070301C	Interior Dome Light Kit	N/A	\$ 157.00	INCL
101994601C	Accessory Switch Panel	N/A	\$ 329.00	INCL
101994801C	Carryall Exterior Work Light Kit (set of 2)	N/A	\$ 204.00	INCL
101995101C	Interior Rear View Mirror Kit	N/A	\$ 110.00	INCL
102264501C	Retractable Seat Belt Kit (set of 2)	N/A	\$ 267.00	INCL
102272601C	Carryall Mirror Side View (set of 2)	N/A	\$ 188.00	INCL

Note: Product not in stock is subject to freight charges.

" FREIGHT INCLUDED IN PRICE OF ACCESSORIES IF BROUGHT WITH CAB "
" EXTRA FREIGHT WILL APPLY IF ACCESSORIES ARE BROUGHT IN ALONE "



www.curtisindustries.net



E-Z FO GOLF CAR CAB SYSTEMS				
Part #	Description	Weight	List	Freight
1GCRXV2	E-Z-GO RXV Cab System - Black	225 lbs	\$ 4,987.00	\$ 300.00
1GCRXV3	E-Z-GO RXV Cab System - Ivory	225 lbs	\$ 4,987.00	\$ 300.00



CLUB CAR GOLF CAB SYSTEMS				
Part #	Description	Weight	List Price	Freight
1CCP1B	Club Car Precedent Cab System - Beige	220 lbs	\$ 4,987.00	\$ 300.00
1CCP2B	Club Car Precedent Cab System - Black	220 lbs	\$ 4,987.00	\$ 300.00
1CCP3B	Club Car Precedent Cab System - White	220 lbs	\$ 4,987.00	\$ 300.00

Note: Product not in stock is subject to freight charges.

" FREIGHT INCLUDED IN PRICE OF ACCESSORIES IF BROUGHT WITH CAB "
" EXTRA FREIGHT WILL APPLY IF ACCESSORIES ARE BROUGHT IN ALONE "



www.curtisindustries.net



GOLF CAR CAB ACCESSORIES				
Part #	Description	Weight	List Price	Freight
9PM5	Side View Mirror Kit (break-away design)	N/A	\$ 173.00	INCL
9PBA	Back-up Alarm Kit	N/A	\$ 220.00	INCL
9LW1	Work Lights (set of 2)	N/A	\$ 235.00	INCL
9LW1A	Worklight	N/A	\$ 126.00	INCL
9PDK	Directional Kit (2 Dir. Lights w/turn signal)	N/A	\$ 345.00	INCL
9LEDS2	Roof Mount Strobe Light Kit	N/A	\$ 251.00	INCL
9LEDS1	R.O.P.S Mount Strobe Light Kit	N/A	\$ 376.00	INCL
9LEDW3	3" Round Worklight Kit (set of 2 with wiring)	N/A	\$ 345.00	INCL
9LEDR-C	3" Round Utility Light 1 unit-with female push on connector	N/A	\$ 141.00	INCL
9LEDW2	3"x5" Oval Roof Mount Worklight Kit (set of 2 with wiring)	N/A	\$ 455.00	INCL
9LEDO-C	3"x5" Oval Utility Light - 1 unit-with female push on connector	N/A	\$ 204.00	INCL
9LEDW1	R.O.P.S. Oval Roof Mount Worklight Kit	N/A	\$ 361.00	INCL
9LEDD10	Interior Swivel "LED" Dome Light Kit with 10' Harness	N/A	\$ 141.00	INCL
9LEDD14	Interior Swivel "LED" Dome Light Kit with 14' Harness	N/A	\$ 157.00	INCL

Note: Product not in stock is subject to freight charges.

" FREIGHT INCLUDED IN PRICE OF ACCESSORIES IF BROUGHT WITH CAB "
" EXTRA FREIGHT WILL APPLY IF ACCESSORIES ARE BROUGHT IN ALONE "



www.curtisindustries.net

HEATERS				
Part #	Description	Weight	List Price	Freight
9PHWH20S	Tuck-Away Hot Water Heater - Universal Plumbing	N/A	\$ 783.00	INCL
9PDCEH12	12V Electric Heater Warmer - 1,400 BTU - Draws 25 Amps on High	N/A	\$ 486.00	INCL
9PDF	12V Defroster/Cooling Fan	N/A	\$ 251.00	INCL

WIPER KIT				
Part #	Description	Weight	List Price	Freight
9PWK110	12-volt 110 Degree Sweep Wiper Kit (molded w/s)	N/A	\$ 392.00	INCL
9PWK85F	12-volt 85 Degree Sweep Wiper Kit (w/16" flex blade)	N/A	\$ 392.00	INCL
9PWK65T	12-volt True 65 Degree Sweep Wiper Kit	N/A	\$ 361.00	INCL
1XUVWPR	Gator XUV Wiper Kit	N/A	\$ 408.00	INCL

Note: Product not in stock is subject to freight charges.

LIGHTS - MIRRORS & ACCESSORIES				
Part #	Description	Weight	FOB Moncton	Freight
9LB1	Rotating Beacon Light	N/A	\$ 267.00	INCL
9LB1A	Light Set (2 headlights & 2 tail-lights)	N/A	\$ 314.00	INCL
9LS1	Strobe Light (amber)	N/A	\$ 267.00	INCL
9LS1A	Strobe Light (amber with magnetic base)	N/A	\$ 345.00	INCL
9LW1	Work Lights (set of 2)	N/A	\$ 235.00	INCL
9LW1A	Work Light	N/A	\$ 126.00	INCL
9PDK	Directional Kit (2 directional lights with turn signal)	N/A	\$ 345.00	INCL
9LEDS2	Roof Mount Strobe Light Kit	N/A	\$ 251.00	INCL
9LEDS1	R.O.P.S. Mount Strobe Light Kit	N/A	\$ 376.00	INCL
9LEDW3	3" Round Worklight Kit (set of 2 with wiring)	N/A	\$ 345.00	INCL
9LEDR-C	3" Round Utility light 1 unit-with female push on connector	N/A	\$ 141.00	INCL
9LEDW2	3"x5" Oval Roof Mount Worklight Kit (set of 2 with wiring)	N/A	\$ 455.00	INCL
9LEDO-C	3"x5" Oval Utility Light - 1 unit-with female push on connector	N/A	\$ 204.00	INCL

" FREIGHT INCLUDED IN PRICE OF ACCESSORIES IF BROUGHT WITH CAB "
" EXTRA FREIGHT WILL APPLY IF ACCESSORIES ARE BROUGHT IN ALONE "



www.curtisindustries.net

COMMON CAB REPLACEMENT PARTS

Common Handles, Latches & Hinges

Outside Door Handle



P/N 9DHOS3 – 3" Shaft
P/N 9DHOS1 – 15/8" Shaft
Key – 9DHOS3P1:

Inside Door Handle



P/N 9DHIS

Inside Latch Cam




P/N 9DILC

Left and Right Slam Latch



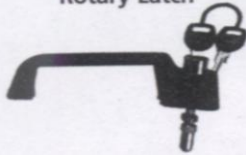
P/N 9DHSL
P/N 9DHSLR

Inside Handle, Rotary Latch



P/N 9DLO1A – Left Hand
P/N 9DLO1B – Right

Outside Handle, Rotary Latch



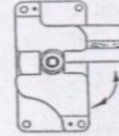
P/N 9DLO1C
List Price:
Key 9DLO1H

Striker Bolt, Rotary Latch



P/N 9DLO1D

Inside Latch Mechanism



P/N 9DILM

2 Point Latch Mechanism



P/N 9DILM1

Handle Latch



P/N 9DH001-03 Outside Handle
P/N 9DH001-01 Inside Handle
P/N 9DH001-05 Striker Plate -
P/N 9DH001-02 Key -

Lift and Turn Latch (J.D. 400 & 4000 series)



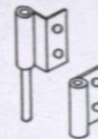
P/N 9LT01

Left & Right Standard Hinge



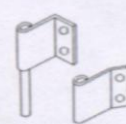
P/N 9PH001 – Right
P/N 9PH002 – Left

Left & Right Soft Sided Hinge



P/N PH003 – Right

Left & Right Unitized Frame Hinge



P/N 9PH005 – Includes
(1) Right & (1) Left

Window Latch for Pop-out Windshields



P/N 9WL01

Pop-out Windshield Hinge Kit



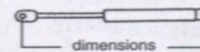
P/N 9PH007 –
P/N 9BLK01 – Spacer Block

Pop-out Windshield Release Latch Kit



P/N 9WL02L – Includes
(1) Right & (1) Left

Gas Springs Doors/Windshield



P/N 9GS01 – 20"
P/N 9GS02 – 115/8"
P/N 9GS03 – 10"

Plastic End Cap Ball Stud



P/N 9GS02B End Cap
P/N 9GS02A Ball Stud

Note: Product not in stock is subject to freight charges.

" FREIGHT INCLUDED IN PRICE OF ACCESSORIES IF BROUGHT WITH CAB "
" EXTRA FREIGHT WILL APPLY IF ACCESSORIES ARE BROUGHT IN ALONE "



www.curtisindustries.net

COMMON CAB REPLACEMENT PARTS

Common Windshield Wiper Parts

<p>Windshield Wiper Motor 85° TM.448.1293R (Standard Windshield Application)</p>	<p>Windshield Wiper Motor 110° TM.448.1294R (Molded Windshield Application)</p>	<p>Windshield Wiper Arm Adjustable length (14"-16")</p>	<p>Wiper Blades Standard and Flex (Flat W/S) (Molded W/S)</p>
P/N 9PWM852	P/N 9PWM110	P/N 9PWA4/16	P/N 9PWB16 (16" Flat Blade) P/N 9PWB20 (20" Flex Blade)

Common Rubber Types

<p>Window Mounting Clips</p>	<p>Side Bulb Rubber 5/8"</p>	<p>Arch PSA 1/2" x 39" (52")</p>	<p>1" Round Bulb Rubber</p>		
P/N 9WCO1	P/N 9PR17	P/N 9PR18A (39") P/N 9PR18B (52")	P/N 9PR19		
<p>1/2" V-Groove Weather Seal</p>	<p>Side Bulb with 1/4" grip</p>	<p>1" Round Bulb with 1/4" Grip</p>	<p>5/8" Side Bulb with 1/4" Grip</p>	<p>1" Side Bulb with 1/4" Grip</p>	
P/N 9PR20	P/N 9PR21	P/N 9PR22	P/N 9PR23	P/N 9PR24	
<p>Window Mounting Rubber</p>	<p>Standard Trim Lok</p>	<p>Standard Bulb Rubber</p>	<p>1" Side Bulb Rubber</p>	<p>1" Bulb Rubber</p>	<p>Side Bulb Rubber</p>
P/N 9PR10	P/N 9PR01	P/N 9PR01	P/N 9PR04	P/N 9PR05 (1") P/N 9PR06 (3")	P/N 9PR03

Note: Product not in stock is subject to freight charges.

Common Rubber Types

	<p>NO PICTURE</p>	<p>NO PICTURE AVAILABLE</p>	
P/N 9PH20	P/N 9PH20-2	P/N 9PH20-1	P/N 9HR0051A
			<p>P/N PHR-L Replacement Louver P/N 9PH20-4 Replacement Fan Guard</p>
			<p>P/N 9HR0046 Heater Replacement Switch</p>

" FREIGHT INCLUDED IN PRICE OF ACCESSORIES IF BROUGHT WITH CAB "
" EXTRA FREIGHT WILL APPLY IF ACCESSORIES ARE BROUGHT IN ALONE "