



www.norwesco.com



TANKS STORAGE

Vertical Storage Tanks are most frequently used for bulk storage and mobile nursing applications. NORWESCO vertical tanks feature tie-down slots, built-in graduated gallon indicators, an offset fill-well and a self-vented slosh-proof lid.

VERTICAL STORAGE TANKS Premium Weight - White; Heavy Wight - Blue (special order)									
Gallon Capacity	Specs	Diameter	Height/Length	Premium Tanks	Tank Location	LIST PRICE FRT EXTRA	Heavy Wgt Tanks	Tank Location	LIST PRICE FRT EXTRA
22	T	20"	20"	43608	I,X	\$ 140.00	-		-
25	L	18"	29"	41867	A	\$ 127.00	-		-
50	L	18"	53"	41865	A	\$ 196.00	-		-
65	M	23"	43"	45192	A	\$ 223.00	-		-
75	M	23"	49"	41863	A	\$ 238.00	-		-
100	M	28"	43"	41861	A	\$ 313.00	-		-
105	B	23"	63"	40803	A	\$ 331.00	-		-
120	U	38"	31"	40318	A	\$ 358.00	-		-
130	M	32"	46"	44102	T	\$ 381.00	-		-
150	M	30"	56"	41859	A	\$ 414.00	-		-
165	J	31"	56"	40281	A	\$ 417.00	-		-
200	B	30"	72"	41856	A	\$ 477.00	-		-
210	J	32"	67"	47401	A	\$ 477.00	-		-
220	U	42"	44"	40320	A	\$ 447.00	-		-
250	B	30"	89"	41854	A	\$ 585.00	-		-
300	J	35"	79"	40213	A	\$ 656.00	-		-
305	J	46"	50"	40302	C,D,E,F,G,H,L,T	\$ 585.00	-		-
310	J	32"	94"	43625	B,C	\$ 680.00	-		-
500	A	48"	73"	40148	B,C,D,E,F,G,H,L,T	\$ 836.00	40150	F,H,L,T	\$ 959.00
550	A	67"	44"	40023	A	\$ 826.00	-		
750	A	48"	103"	40606	B,C,D,E,L,T	\$ 1,243.00	-		
850	A	48"	118"	42214	C,D,E,L	\$ 1,339.00	-		
1000	A	64"	80"	40152	B,C,D,E,F,G,H,L,T	\$ 1,554.00	40154	B,C,D,E,F,G,H,L,T	\$ 1,859.00
1100	A	87"	53"	40070	B,C,D,E,F,G,H,I,L,T	\$ 1,297.00	40081	C,E,F,G,H,I,L,T	\$ 1,422.00
1100G	A	87"	53"	42591	D,T	\$ 1,297.00	42593	D,T	\$ 1,422.00
1250	A	60"	114"	44356	T	\$ 1,780.00	44358	T	\$ 2,150.00
1500	A	64"	116"	40144	B,C,D,E,F,G,H,L,T	\$ 2,191.00	40146	B,C,D,F,G,L,T	\$ 2,436.00
1505	A	60"	135"	44259	T	\$ 2,336.00	44261	T	\$ 2,561.00
1550	A	87"	67"	40235	A	\$ 1,508.00	40236	A	\$ 1,772.00
1550G	A	87"	67"	42595	D,T	\$ 1,508.00	42597	D,T	\$ 1,772.00
1700	A	87"	74"	40010	C,I	\$ 1,690.00	40012	C,I	\$ 1,894.00

Note: Product not in stock is subject to freight charges.

Tank locations: A=all (excluding Albertville, AL & Washington Court House, OH); B= St. Bonifacius, MN; C= Lancaster, OH; D=Griffin, GA; E=Shawnee, OK; F=Tooele, UT; G=Owego, NY; H= Washougal, WA; I=Sheldon, IA; J=Washington Court House; L=Hanford, CA; T=Fairfield, TX; X-Albertville, AL

G = Gusset Top



TANKS STORAGE

www.norwesco.com

Vertical Storage Tanks are most frequently used for bulk storage and mobile nursing applications. NORWESCO vertical tanks feature tie-down slots, built-in graduated gallon indicators, an offset fill-well and a self-vented slosh-proof lid.

VERTICAL STORAGE TANKS Premium Weight - White: Heavy Weight - Blue (special order)									
Gallon Capacity	Specs	Diameter	Height/Length	Premium Tanks	Tank Locations	LIST PRICE FRT EXTRA	Heavy Wgt Tanks	Tank Locations	LIST PRICE FRT EXTRA
2000	A	64"	152"	47109	B,D,L	\$ 3,126.00	47564	B,D,L	\$ 3,429.00
2000	A	90"	84"	44125	H	\$ 2,160.00	44127	H	\$ 2,681.00
2100	A	87"	89"	40178	B,C,D,E,F,G,I,L,T	\$ 2,219.00	40241	B,C,D,E,F,G,I,L,T	\$ 2,707.00
2100	A	102"	69"	41399	C	\$ 2,219.00	-		
2500	A	95"	91"	40051	A	\$ 2,634.00	40052	A	\$ 3,030.00
2500	JJ	102"	79"	42382	L	\$ 2,565.00	42384	L	\$ 2,946.00
3000	A	91"	119"	45081	I	\$ 3,553.00	-		
3000	A	95"	109"	40754	A	\$ 3,173.00	40755	A	\$ 3,712.00
3000	C	95"	109"	43092	A	\$ 3,219.00	43093	A	\$ 3,773.00
3000	A	102"	93"	45246	T	\$ 3,083.00	42380	T	\$ 3,610.00
4000	C	102"	125"	40312	B,F,G	\$ 5,419.00	-		
4200	C	102"	131"	41403	C,T	\$ 5,419.00	-		
5000	C	102"	152"	40164	B,C,D,E,F,G,H,L,T	\$ 6,491.00	40166	B,C,D,E,F,G,H,L,T	\$ 8,606.00
5500	C	138"	92"	45086	I	\$ 6,640.00	-		
6000	C	102"	182"	40226	B,L,T	\$ 9,055.00	40233	B,L,T	\$ 9,931.00
6100	C	119"	140"	40659	C,D,F,G,H	\$ 8,278.00	40661	C,D,F,G,H	\$ 9,599.00
6500	C	119"	150"	40224	B,E,L,X	\$ 8,278.00	40232	B,E,L,X	\$ 9,931.00
6500	C	120"	147"	42315	T	\$ 8,278.00	42317	T	\$ 9,931.00
6502	C	102"	196"	47618	X	\$ 9,948.00	47620	X	\$ 11,391.00
7800	C	119"	176"	40663	B,L,X	\$ 11,470.00	40665	B,L,X	\$ 12,897.00
8400	C	119"	188"	42060	L,X	\$ 12,074.00	42062	L,X	\$ 14,234.00
9000	QQ	141"	146"	43618	B,L	\$ 13,058.00	43620	B,L	\$ 14,319.00
10,000	QQ	141"	160"	43128	B,J,T,X	\$ 14,551.00	43130	B,J,L,T	\$ 16,550.00
10500	CCC	130"	202"	47638	X	\$ 16,455.00	47640	X	\$ 20,701.00
11,000	QQ	144"	167"	44009	X	\$ 15,092.00	44011	X	\$ 17,214.00
12,000	QQ	141"	193"	43919	B,J, L,T	\$ 20,076.00	43921	B,J,L,T	\$ 22,761.00
13,000	QQ	144"	198"	44015	X	\$ 21,129.00	44017	X	\$ 23,833.00
15,000	SS	165"	186"	43821	J	\$ 24,302.00	43823	B,J,X	\$ 35,250.00
15,500	SS	141"	244"	43941	L	\$ 25,811.00	43943	L	\$ 36,252.00
20,000	ZZ	165"	242"	43825	J	\$ 38,792.00	43827	B*,J,X*	\$ 47,325.00

Note: Product not in stock is subject to freight charges.

Tank locations: A=all (excluding Albertville, AL & Washington Court House, OH); B= St. Bonifacius, MN; C= Lancaster, OH; D=Griffin, GA; E=Shawnee, OK; F=Tooele, UT; G=Owego, NY; H= Washougal, WA; I=Sheldon, IA; J=Washington Court House; L=Hanford, CA; T=Fairfield, TX; X=Albertville, AL

G = Gusset Top



www.norwesco.com



TANKS STORAGE

BLACK & DARK GREEN WATER TANKS						
Our water tanks are manufactured using resins that meet FDA specifications to ensure safe storage of potable water. The black or dark green color limits light penetration reducing growth of water-borne algae. Tanks are rated at 8 pounds per gallon, and are safe for WATER STORAGE ONLY! They should not be used for chemicals, fertilizers or any other product.						
120 black	FF	38"	31"	43858	D,E,G,L,T	\$ 350.00
120 dk green	FF	38"	31"	43860	D,E,G,T	\$ 350.00
165 black	FF	31"	56"	43864	D,E,F,G,H,L,T	\$ 376.00
165 dk green	FF	31"	56"	43866	D,E,G,H,T	\$ 376.00
200 black	GG	30"	72"	44107	L	\$ 381.00
200 green	GG	30"	72"	44109	L	\$ 381.00
220 black	FF	42"	44"	43870	D,E,G,L,T	\$ 392.00
220 dk green	FF	42"	44"	43872	D,E,G,T	\$ 392.00
305 black	R	46"	50"	40702	D,E,F,G,H,L,T	\$ 449.00
305 dk green	R	46"	50"	40863	D,E,G,H,T	\$ 449.00
500 black	DD	48"	73"	43101	D,E,F,G,H,L,T	\$ 718.00
500 dk green	DD	48"	73"	43105	D,E,G,H,T	\$ 718.00
550 black	DD	67"	44"	40703	D,E,F,G,H,L,T	\$ 714.00
550 dk green	DD	67"	44"	40864	D,E,G,H,T	\$ 714.00
600 black	TT	64"	50"	43800	T	\$ 742.00
600 dk green	TT	64"	50"	43802	T	\$ 742.00
1000 black	DD	64"	80"	40892	E,H,L,T	\$ 1,216.00
1000 dk green	DD	64"	80"	41686	E,H,T	\$ 1,216.00
1000 black	R	72"	66"	44113	L	\$ 1,228.00
1000 dk green	R	72"	66"	44115	L	\$ 1,228.00
1075 black	TT	87"	57"	43804	T	\$ 1,067.00
1075 dk green	TT	87"	57"	43806	T	\$ 1,067.00
1100 black	DD	87"	53"	40704	D,E,F,G,H,L,T	\$ 1,127.00
1100 dk green	DD	87"	53"	40865	D,E,GH,T	\$ 1,127.00
1350 black	DD	71"	88"	40860	H	\$ 1,468.00
1350 dk green	DD	71"	88"	40858	H	\$ 1,468.00
1500 black	DD	95"	58"	42038	L	\$ -
1500 dk green	DD	95"	58"	42037	L	\$ -
1525 black	UU	93"	62"	43808	T	\$ 1,284.00
1525 dk green	UU	93"	62"	43810	T	\$ 1,284.00
1550 black	LL	87"	67"	40627	D,E,F,G,H,L,T	\$ 1,284.00
1550 dk green	LL	87"	67"	40866	D,E,G,H,T	\$ 1,284.00
2000 black	LL	90"	84"	44129	H	\$ 1,781.00
2000 dk green	LL	90"	84"	44131	H	\$ 1,781.00

Note: Product not in stock is subject to freight charges.



Our water tanks are manufactured using resins that meet FDA specifications to ensure safe storage of potable water. The black or dark green color limits light penetration reducing growth of water-borne algae. Tanks are rated at 8 pounds per gallon, and are safe for WATER STORAGE ONLY! They should not be used for chemicals, fertilizers or any other product.

BLACK & DARK GREEN WATER TANKS						
Gallon Capacity	Specs	Diameter	Height/Length	Part #	Tank Location	LIST PRICE FRT EXTRA
2500 black	LL	95"	91"	40631	D,E,F,G,H,L,T	\$ 1,757.00
2500 dk green	LL	95"	91"	40867	D,E,G,H,T	\$ 1,757.00
*2500 black	KK	102"	79"	42040	H,L	\$ 1,757.00
*2500 dk green	KK	102"	79"	44133	H	\$ 1,757.00
2550 black	DD	93"	95"	43812	T	\$ 1,764.00
2550 dk green	DD	93"	95"	43814	T	\$ 1,764.00
3000 black	LL	95"	109"	40635	D,E,F,G,H,L,T	\$ 2,148.00
3000 dk green	LL	95"	109"	40868	E,H,T	\$ 2,148.00
3000 black	LL	102"	93"	42042	T	\$ 2,233.00
*3000 black	KK	102"	93"	43140	H,L	\$ 2,233.00
*3000 dk green	KK	102"	93"	44135	H	\$ 2,177.00
3000 dk green	LL	102"	93"	42604	T	\$ 2,177.00
5000 black	LL	102"	152"	40641	D,E,F,G,H,L,T	\$ 4,458.00
5000 dk green	LL	102"	152"	40870	D,E,G,H,T	\$ 4,458.00
*5000 black	KK	119"	112"	42044	L	\$ 3,824.00
*5000 dk green	KK	119"	112"	42043	L	\$ 3,824.00
*5000 black	KK	141"	86"	40943	L,T	\$ 3,784.00
*5000 dk green	KK	141"	86"	43831	T	\$ -
*10,000 black	OO	141"	160"	43132	J,L,T	\$ 11,727.00
*10,000dk green	OO	141"	160"	41379	J,L,T	\$ 11,727.00
*11,000 black	OO	144"	167"	44013	X	\$ 13,451.00
*11,000 dk green	OO	144"	167"	44023	X	\$ 13,451.00

Note: Product not in stock is subject to freight charges.



Horizontal Box

The low profile design of this tank makes it ideal for use on trailers or in the back of a truck. The slosh reduction ribs provide excellent structural support. It can also be used as a stationary water storage tank.



Free Standing

These tanks have been specifically designed with residential and commercial applications in mind. The dimensions of the tanks allow them to fit through a conventional doorway. The design of the freestanding/self-supporting tanks



Low Profile Tank

The low profile tanks may be used for storage or transport. They are an excellent choice when height limitations are a factor and are the perfect height for putting under your cottage or cabin.

Note: Product not in stock is subject to freight charges.

SPECIALTY WATER ONLY TANKS Tanks are white in colour						
Gallon Capacity	Specs	Width	Height/Length	Part #	Tank Location	LIST PRICE FRT EXTRA
250 f/st	E	29"	40"/62"	42337	B,C,D,E,G,H,L	\$ 746.00
300 f/st	E	29"	48"/62"	41869	B,C,D,E,G,H,L	\$ 961.00
400 f/st *	E	29"	70"/66"	43856	C,D,G	\$ 1,239.00
400 f/st	E	30"	68"/63"	41247	B,E,H,L	\$ 1,239.00
500 f/st *	E	31"	70"/74"	43616	B,C,D,E,G,H,L	\$ 1,463.00
750 f/st	YY	35"	85"/82"	44310	B,E	\$ 2,281.00
1000 f/st *	YY	40"	89"/92"	44045	B,E	\$ 3,108.00
1250 l/pr	A	81"	38"/130"	40756	E	\$ 2,714.00
1275 l/pr	A	84"	36"/126"	43011	B,C	\$ 2,714.00
1500 l/pr	A	81"	44"/130"	41392	E	\$ 3,228.00
1600 l/pr	A	84"	42"/126"	43013	B,C	\$ 3,228.00
2400 box	A	90"	53"/150"	40912	B,C,T	\$ 4,829.00
2500 box	A	90"	53"/157"	44335	B,C,T	\$ 4,794.00

\*Tanks are rated as premium weight

Tank locations: A=all (excluding Albertville, AL & Washington Court House, OH); B= St. Bonifacius, MN; C= Lancaster, OH; D=Griffin, GA; E=Shawnee, OK; F=Tooele, UT; G=Owego, NY; H= Washougal, WA; I=Sheldon, IA; J=Washington Court House; L=Hanford, CA; T=Fairfield, TX; X-Albertville, AL



www.norwesco.com



TANKS STORAGE

The Elliptical Leg Tank is designed to provide the greatest capacity with the lowest center of gravity, making it the best design available for transporting larger volumes. NORWESCO elliptical tanks feature molded-in legs that act as "baffles" to reduce sloshing and provide increased stability during transport. NORWESCO elliptical leg tanks require full length bottom support as well as support bands. The 1600 flat bottom requires full length bottom support but does not require bands. Support bands are shown below.

**ELLIPITICAL LEG TANKS Premium Weight - White ; Heavy Weight-Blue (special order)**

Gallon Capacity	Specs	Diameter	Height/Length	Premium Tanks	Tank Location	LIST PRICE FRT EXTRA	Heavy Wgt Tanks	Tank Location	LIST PRICE FRT EXTRA
335 leg	A	48"	33"/71"	42339	C,E,L	\$ 821.00	-		-
535 leg	A	57"	39"/80"	42353	C,E,L	\$ 1,134.00	-		-
1035 leg	A	79"	54"/89"	40191	B,C,F	\$ 1,901.00	-		-
1235 leg	A	66"	53"/128"	40239	B	\$ 2,714.00	-		-
1335 leg	A	66"	55"/126"	42927	B,C	\$ 2,876.00	42929	B,C	\$ 3,153.00
1600 flat bot	A	80"	53"/126"	43143	B	\$ 3,274.00	43167	B	\$ 3,733.00
1635 leg	A	71"	58"/142"	40387	B,C,D,E,F,L,T	\$ 3,718.00	40388	B,C,D,E,F,L,T	\$ 4,169.00
1635 black	A	71"	58"/142"	40602	B,C,D,E,F,L,T	\$ 3,718.00	41890	B,C,D,E,F,L,T	\$ 4,169.00
2035 leg	A	84"	56"/142"	40618	B,C,D,E,F,L,T	\$ 4,648.00	40623	B,C,D,E,F,L,T	\$ 5,231.00
2035 black	A	84"	56"/142"	40621	B,C,D,E,F,L,T	\$ 4,648.00	40775	B,C,D,E,F,L,T	\$ 5,231.00
2635 leg	C	90"	72"/140"	40547	B,C,D,F,L,T	\$ 6,577.00	40283	B,C,D,F,L,T	\$ 7,409.00
2635 black	C	90"	72"/140"			-	41294	B,C,D,F,L,T	\$ 7,409.00
3135 leg	C	88"	80"/150"	40686	B,C,D,E,F,L,T	\$ 7,637.00	40688	B,C,D,E,F,L,T	\$ 8,373.00
3135 black		88"	80"/150"	-		-	41417	B,C,D,E,F,L,T	\$ 8,373.00
4035 leg	X	92"	75"/192"	41267	B,C,L,T	\$ 10,865.00	41269	B,C,L,T	\$ 12,577.00
4035 black	X	92"	75"/192"			-	42011	B,C,L,T	\$ 12,577.00
PART #	NORWESCO bands are custom fabricated to support the NORWESCO tanks and are galvanized or powder coated for added corrosion protection. Whether using the tank in a stationary position or for transport, bands are necessary to ensure that the tank retains its shape and integrity.							NO. OF BANDS REQ	Price Per Each
63546	Band - Elliptical Leg, 335							2	\$ 125.00
63547	Band - Elliptical Leg, 535							2	\$ 143.00
60325	Band - Elliptical Leg, 1035							3	\$ 175.00
60477	Band - Elliptical Leg, 1235							4	\$ 173.00
63642	Band - Elliptical Leg, 1335							4	\$ 168.00
60586	Band - Elliptical Leg, 1635							3	\$ 175.00
62079	Band - Elliptical Leg, 2035 (MN,OK,TX)							4	\$ 299.00
63840	Band - Elliptical Leg, 2035 (CA,GA,OH,UT)							4	\$ 299.00
60353	Band - Elliptical Leg, 2635							4	\$ 427.00
63944	Band—Elliptical Leg, 2635, J-Bolt style*(GA, NY, OH)							4	\$ 344.00
62097	Band - Elliptical Leg, 3135 (GA,OH)							4	\$ 472.00
63620	Band - Elliptical Leg, 3135 (CA,MN,OK,TX,UT)							4	\$ 472.00
62832	Band - Elliptical Leg, 4035							4	\$ 499.00
60354	Ladder - Elliptical Leg, 2635/3135								\$ 605.00
63033	Ladder - Elliptical Leg, 4035								\$ 1,554.00
62301	Adapter kit for ladder when used with 3135 Elliptical Leg Tank								\$ 96.00

Note: Product not in stock is subject to freight charges.

Tank locations: A=all (excluding Albertville, AL & Washington Court House, OH); B= St. Bonifacius, MN; C= Lancaster, OH; D=Griffin, GA; E=Shawnee, OK; F=Tooele, UT; G=Owego, NY; H= Washougal, WA; I=Sheldon, IA; J=Washington Court House; L=Hanford, CA; T=Fairfield, TX; X-Albertville, AL





www.norwesco.com

TANKS STORAGE



With the broadest leg tank line available, NORWESCO manufactures a size that will fit your needs. Used primarily for transport and nursing applications, NORWESCO's leg tanks feature molded-in legs that act as "baffles" to reduce sloshing. Support bands are shown below.

HORIZONTAL LEG TANKS Premium Weight - White ; Heavy Weight-Blue (special order)									
Gallon Capacity	Specs	Diameter	Height/Length	Premium Tanks	Tank Location	LIST PRICE FRT EXTRA	Heavy Wgt Tanks	Tank Location	LIST PRICE FRT EXTRA
35	L	20"	23"/29"	45223	A	\$ 145.00	-	-	-
55	L	23"	26"/34"	41873	A	\$ 238.00	-	-	-
65	L	23"	26"/43"	45191	A	\$ 272.00	-	-	-
125	B	32"	35"/41"	40298	A	\$ 435.00	-	-	-
225	B	38"	41"/49"	40299	A	\$ 626.00	-	-	-
325	A	38"	43"/68"	40217	A	\$ 755.00	-	-	-
425	A	49"	54"/60"	42016	B,C,D,F	\$ 928.00	-	-	-
525	A	49"	54"/71"	40181	B,C,D,E,F,G,H,L,T	\$ 1,047.00	40193	B,C,D,E,F,G,H,L,T	\$ 1,180.00
725	A	49"	54"/101"	40180	C,D,E,F,G	\$ 1,626.00	40194	C,D,E,F	\$ 1,827.00
925	A	62"	65"/80"	45209	C	\$ 1,887.00	-	-	-
925 w/sump	A	62"	69"/80"	45210	C	\$ 1,887.00	-	-	-
1025	A	49"	54"/139"	40089	B,C,D,E,F,G,H,L,T	\$ 2,212.00	40131	B,C,D,E,F,G,H,L,T	\$ 2,503.00
1325	A	66"	70"/99"	41875	B,C,E,I	\$ 2,702.00	41877	B,C,E,I	\$ 2,998.00
1625	A	63"	68"/139"	40026	C	\$ 3,972.00	40133	C	\$ 4,356.00
1800 2cpt	A	62"	68"/146"	42990	I	\$ 3,801.00	-	-	-
1800 w/sump	A	62"	72"/146"	42992	I	\$ 3,801.00	-	-	-
3725	C	92"	97"/145"	44047	B,E	\$ 8,299.00	44049	B,E	\$ 9,931.00
5025	X	92"	96"/190"	41879	B,C,E,L	\$ 14,341.00	41881	B,C,E,L	\$ 16,550.00
5025 Black	X	92"	96"/190"	-	-	-	42602	B,C,E,L	\$ 16,550.00
6025	X	99"	106"/193"	44314	B,C,E	\$ 19,170.00	44316	B,C,E	\$ 21,479.00

Note: Product not in stock is subject to freight charges.

Tank locations: A=all (excluding Albertville, AL & Washington Court House, OH); B= St. Bonifacius, MN; C= Lancaster, OH; D=Griffin, GA; E=Shawnee, OK; F=Tooele, UT; G=Owego, NY; H= Washougal, WA; I=Sheldon, IA; J=Washington Court House; L=Hanford, CA; T=Fairfield, TX; X=Albertville, AL



HORIZONTAL LEG TANKS Bands			
PART#	DESCRIPTION	NO. OF BANDS REQ	PRICE PER EACH
60520	Band- Horizontal Leg, 35	2 Optional	\$ 32.00
61745	Band- Horizontal Leg, 55 & 65	2 Optional	\$ 55.00
61744	Band- Horizontal Leg, 125	2 Optional	\$ 76.00
60478	Band- Horizontal Leg, 225, 325, & 330	2 Optional	\$ 125.00
60057	Band- Horizontal Leg, 425, 525	2 Optional	\$ 144.00
60057	Band- Horizontal Leg, 725	3 Required	\$ 144.00
60057	Band- Horizontal Leg, 1025	4 Required	\$ 144.00
62852	Band- Horizontal Leg, 925	2 Required	\$ 184.00
63282	Band- Horizontal Leg, 1325	3 Required	\$ 188.00
60079	Band- Horizontal Leg, 1625	4 Required	\$ 189.00
62852	Band- Horizontal Leg, 1800	4 Required	\$ 184.00
63653	Connecting Bar for 1800	1 Required	\$ 92.00
63284	Band - Horizontal Leg, 3725	4 Required	\$ 637.00
63284	Band- Horizontal Leg, 5025	5 Required	\$ 637.00
64085	Band - Horizontal Leg, 6025	5 Required	\$ 765.00

Note: Product not in stock is subject to freight charges.

NORWESCO bands are custom fabricated to support the NORWESCO tanks and are galvanized or powder coated for added corrosion protection. Whether using the tank in a stationary position or for transport, bands are necessary to ensure that the tank retains its shape and integrity.

Tank locations: A=all (excluding Albertville, AL & Washington Court House, OH); B= St. Bonifacius, MN; C= Lancaster, OH; D=Griffin, GA; E=Shawnee, OK; F=Tooele, UT; G=Owego, NY; H= Washougal, WA; I=Sheldon, IA; J=Washington Court House; L=Hanford, CA; T=Fairfield, TX; X=Albertville, AL





When complete drainage is necessary, these are the tanks of choice. They are designed primarily for use on fertilizer and chemical nurse trailers. All NORWESCO drainable tanks require full length bottom support as well as support bands. Support bands are shown below.

DRAINABLE LEG TANKS Premium Weight - White ; Heavy Weight-Blue (special order)									
Gallon Capacity	Specs	Diameter	Height/Length	Premium Tanks	Tank Location	LIST PRICE FRT EXTRA	Heavy Wgt Tanks	Tank Location	LIST PRICE FRT EXTRA
710	G	47"	57"/104"	40655	C,E	\$ 1,690.00	40657	C,E	\$ 1,914.00
1010	G	47"	58"/140"	40393	B,C,E,I,L	\$ 2,293.00	40395	B,C,E,L	\$ 2,567.00
1310	S	66"	75"/99"	41871	B,C,E,I	\$ 2,794.00	41872	B,C,E,L	\$ 3,065.00
1315	S	66"	60"/126"	42925	B,C	\$ 2,894.00	42926	B,C	\$ 3,173.00
1610	S	69"	63"/140"	40806	B,C,E	\$ 3,833.00	40808	B,C,E	\$ 4,204.00
2010	S	69"	74"/140"	43651	B,C	\$ 4,618.00	43652	B,C	\$ 5,064.00
2610	Y	90"	79"/140"	41382	B,C,E	\$ 6,942.00	41383	B,C,E	\$ 7,598.00
3210	Y	92"	75"/178"	40822	B,C,E	\$ 8,059.00	40824	B,C,E	\$ 8,839.00
PART#	DESCRIPTION							NO. BANDS REQ	PRICE PER EACH
60584	Band, Short- Drainable Leg, 710							3	\$ 147.00
60584	Band, Short- Drainable Leg, 1010							2	\$ 147.00
60585	Band, Long- Drainable Leg, 1010							2	\$ 147.00
63282	Band- Drainable Leg, 1310							3	\$ 188.00
63642	Band- Drainable Leg, 1315							3	\$ 168.00
62434	Band- Drainable Leg, 1610							4	\$ 168.00
63846	Band- Drainable Leg, 2010							4	\$ 191.00
63044	Band, Short- Drainable Leg, 2610							2	\$ 421.00
63045	Band, Long- Drainable Leg, 2610							2	\$ 421.00
62347	Band, Short- Drainable Leg, 3210							2	\$ 434.00
62348	Band, Long- Drainable Leg, 3210							2	\$ 434.00
63047	Ladder- Drainable Leg, 2610/3210								\$ 1,311.00

Note: Product not in stock is subject to freight charges.

NORWESCO bands are custom fabricated to support the NORWESCO tanks and are galvanized or powder coated for added corrosion protection. Whether using the tank in a stationary position or for transport, bands are necessary to ensure that the tank retains its shape and integrity.

Tank locations: A=all (excluding Albertville, AL & Washington Court House, OH); B= St. Bonifacius, MN; C= Lancaster, OH; D=Griffin, GA; E=Shawnee, OK; F=Tooele, UT; G=Owego, NY; H= Washougal, WA; I=Sheldon, IA; J=Washington Court House; L=Hanford, CA; T=Fairfield, TX; X=Albertville, AL



TANKS STORAGE

NORWESCO offers a full range of cone bottom tanks designed for a variety of applications. The conical bottoms enable quick and complete drainage. As with all NORWESCO tanks, the cone bottom tanks are molded of rugged, high density polyethylene and are both impact and chemical resistant. Please refer to next page for polyethylene or steel stands.

CONE BOTTOM TANKS Premium weight - White; heavy Weight-Blue (special order)									
Gallon Capacity	Slope & Specs	Diameter	Height/Length	Premium Tanks	Tank Location	LIST PRICE FRT EXTRA	Heavy Wgt Tanks	Tank Location	LIST PRICE FRT EXTRA
125	15° V	48"	42"/12"†	43161	B	\$ 686.00			
160	45° O	36"	52"	43845	I	\$ 489.00	-	-	-
175 w./stand*	30° V	43"	49"/9"†	60113	B,C,D,E,F,I,L	\$ 895.00	-	-	-
300	45° O	48"	56"	43848	I	\$ 764.00	-	-	-
300 w/stand*	30° G	49"	61"/9"†	62343	B,C,D,E,F,I,L	\$ 1,252.00	-	-	-
310 w/stand*	30° Z	43"	72"/9"†	62441	B,C,D,E,F,I,L	\$ 1,073.00	-	-	-
500	45° O	48"	85"	43850	I	\$ 943.00	-	-	-
500 w/stand*	30° G	49"	87"/9"†	40289	B,C,D,E,F,I,L	\$ 1,727.00	-	-	-
750	20° I	72"	56"	40811	B	\$ 1,507.00	-	-	-
750 w/stand*	20° I	73"	67"/11"†	40809	B	\$ 2,346.00	-	-	-
1000	45° G	72"	82"	43852	I	\$ 1,644.00	-	-	-
1020	15° G	91"	53"	44341	B,E	\$ 1,557.00			
1050	20° I	72"	75"	40356	B,C,D,E,F,L	\$ 1,717.00	-	-	-
1050 w/stand*	20° I	73"	86"/11"†	40359	B,C,D,E,F,L	\$ 2,559.00	-	-	-
1320	15° G	91"	64"	44339	B,E	\$ 1,762.00			
1500	45° G	72"	112"	43854	I	\$ 2,191.00	-	-	-
1600	30° I	88"	84"	40817	B,C,D,E,F,L	\$ 1,931.00	40819	B,C,D,E,F,L	\$ 2,344.00
1600 w/stand*	30° I	89"	96"/11"†	40813	B,C,D,E,F,L	\$ 3,652.00	40815	B,C,D,E,F,L	\$ 4,005.00
1720	15° G	91"	78"	44337	B,E	\$ 2,010.00	-	-	-
2500	30° I	95"	105"	40066	B,C,D,L	\$ 2,686.00	40129	B,C,D,L	\$ 3,176.00
2500 w/stand*	30° I	96"	116"/10"†	40672	B,C,D,L	\$ 5,276.00	40674	B,C,D,L	\$ 5,471.00
2500 **	15° I	91"	108"	43065	I	\$ 2,686.00	43067	I	\$ 2,946.00
3000	30° I	95"	123"	40170	B	\$ 3,573.00	40172	B	\$ 3,674.00
3000 w/stand*	30° I	96"	134"/10"†	40797	B	\$ 5,729.00	40799	B	\$ 5,970.00
3000 **	15° F	91"	120"	45141	E,I	\$ 3,350.00	45242	E,I	\$ 3,919.00
5500	30° Q	119"	148"	40549	B,E,J	\$ 9,356.00	40316	B,E,J	\$ 10,773.00
6000	15° Q	102"	195"	40931	B,E,J	\$ 9,646.00	40933	B,E,J	\$ 11,295.00
6000	10° Q	102"	189"	43054	L	\$ 9,208.00	43056	L	\$ 10,951.00
7500	30° Q	141"	149"	40551	B,E,J	\$ 12,375.00	40409	B,E,J	\$ 14,068.00
9500	30° Q	141"	180"	44103	B	\$ -	44105	B	\$ 17,730.00

Note: Product not in stock is subject to freight charges.

\*Polyethylene Stand      \*\*Stand Not Available for This Tank      † Distance From Bottom of Cone to Ground

Tank locations: A=all (excluding Albertville, AL & Washington Court House, OH); B= St. Bonifacius, MN; C= Lancaster, OH; D=Griffin, GA; E=Shawnee, OK; F=Tooele, UT; G=Owego, NY; H= Washougal, WA; I=Sheldon, IA; J=Washington Court House; L=Hanford, CA; T=Fairfield, TX; X-Albertville, AL



PART #	DESCRIPTION	LIST PRICE FRT EXTRA
63932	Steel Stand- Cone Bottom, 160-45 degree	\$ 605.00
63933	Steel Stand- Cone Bottom, 300/500-45 degree	\$ 1,020.00
63934	Steel Stand- Cone Bottom, 1000/1500-45 degree	\$ 2,683.00
60059	Steel Stand- Cone Bottom, 2500/3000-30 degree	\$ 5,211.00
64076	Steel Stand - Cone Bottom, 2500/3000-30 degree, 2014 Design	\$ 4,155.00
60358	Steel Stand- Cone Bottom, 5500-30 degree	\$ 9,592.00
62473	Steel Stand- Cone Bottom, 6000-15 degree	\$ 6,072.00
63675	Steel Stand- Cone Bottom, 4500/6000-10 degree	\$ 6,072.00
61860	Steel Stand - Cone Bottom, 7500/9500-30 degree	\$ 13,185.00
64070	Steel Stand - Cone Bottom, 7500/10,000 - 30 degree, 2014 Design	\$ 10,154.00



Skid Not Included/Option

Note: Product not in stock is subject to freight charges.

Designed for larger volume applicator needs, the Norwesco elliptical tanks feature a low profile design and a low center of gravity for excellent visibility in the field and increased stability when towed. A deep sump permits complete drainage and the tanks feature an 8" or 16" fill opening. Please refer to information

ELLIPTICAL TANKS Premium Weight - White; Heavy Weight-Blue (special order)						
Gallon Capacity	Specs	Diameter	Height/ Length	Part #	Tank Location	LIST PRICE FRT EXTRA
200	II	40"	30"/66"	41252	C,D,F,L,T	\$ 626.00
300	N	48"	36"/70"	40327	B,C,D,F,L,T	\$ 806.00
500	N	57"	44"/82"	40328	B,C,D,F,L,T	\$ 1,105.00
750	O	69"	48"/88"	40329	B,C	\$ 1,539.00
1000	O	78"	55"/90"	40330	B,C	\$ 1,931.00
1600	W	78"	54"/138"	47111	B,C	\$ 3,018.00
PART #	DESCRIPTION					
63015	Skid-Elliptical, 200					\$ 870.00
63016	Skid-Elliptical, 300					\$ 976.00
63018	Skid-Elliptical, 500					\$ 1,350.00
60371	Skid-Elliptical, 750					\$ 1,863.00
60372	Skid-Elliptical, 1000					\$ 2,109.00

Note: Overall height includes sump.

Tank locations: A=all (excluding Albertville, AL & Washington Court House, OH); B= St. Bonifacius, MN; C= Lancaster, OH; D=Griffin, GA; E=Shawnee, OK;



www.norwesco.com

TANKS STORAGE



Whether you're looking for a new or replacement tank, you'll find it in the Norwesco line. All Norwesco applicator tanks feature a lid which threads directly into the fill opening of the tank to prevent the sloshing or leaking of tank contents during transport or application.

**APPLICATOR TANKS** Tanks are white

Gallon Capacity	Specs	Diameter	Height/Length	Part #	Tank Location	LIST PRICE FRT EXTRA
20	L	15"	18"/31"	61737	F,L	\$ 139.00
30	L	23"	26"/21"	41799	A	\$ 130.00
55	L	23"	27"/34"	45193	A	\$ 208.00
70	L	23"	26"/44"	44237	I,J	\$ 250.00
85	L	23"	26"/52"	45105	D,I	\$ 331.00
100	EE	24"	28"/57"	60204	A	\$ 337.00
110	K	30"	34"/41"	45053	A	\$ 343.00
150	K	30"	33"/58"	40648	D	\$ 417.00
150	K	32"	35"/46"	45117	A	\$ 417.00
200	K	32"	35"/62"	45059	A	\$ 501.00
200	K	38"	42"/47"	45061	A	\$ 501.00
300	K	38"	41"/68"	40135	A	\$ 644.00
400	K	42"	45"/74"	40137	B,C,F	\$ 940.00
500	K	48"	51"/75"	40274	A	\$ 897.00
150 slim	K	28"	41"/50"	40777	D	\$ 543.00
200 slim	K	24"	48"/61"	41305	I	\$ 585.00
PART #	DESCRIPTION					
60321	Saddle Assembly, 30 Applicator					\$ 242.00
60303	Saddle Assembly, 55 & 85 Applicator					\$ 303.00
60315	Saddle Assembly, 110, 150 x 30" & 150 x 32" Applicator					\$ 450.00
63019	Saddle Assembly, 200 x 32" Applicator					\$ 809.00
63020	Saddle Assembly, 200 x 38" Applicator					\$ 554.00
63021	Saddle Assembly, 300 Applicator					\$ 976.00
63022	Saddle Assembly, 400 Applicator					\$ 1,008.00
63023	Saddle Assembly, 500 Applicator					\$ 976.00

Note: Product not in stock is subject to freight charges.

Tank locations: A=all (excluding Albertville, AL & Washington Court House, OH); B= St. Bonifacius, MN; C= Lancaster, OH; D=Griffin, GA; E=Shawnee, OK; F=Tooele, UT; G=Owego, NY; H= Washougal, WA; I=Sheldon, IA; J=Washington Court House; L=Hanford, CA; T=Fairfield, TX; X-Albertville, AL



www.norwesco.com



The inductor tanks are suitable for mixing chemicals when filling tank. The tanks feature a lid which threads directly into the fill-well of the tank to prevent the sloshing or leaking of contents during transport or application.

STAND NOT INCLUDED/OPTION

Note: Product not in stock is subject to freight charges.

INDUCTOR TANKS Tanks are White						
Gallon Capacity	Specs	Diameter	Height/Length	Part #	Tank Location	LIST PRICE FRT EXTRA
15	H	19"	23"	60214	A	\$ 139.00
15	GG	24"	21"	42064	A	\$ 157.00
30	GG	24"	28"	42065	A	\$ 181.00
35	H	23"	29"	45098	A	\$ 163.00
60	GG	31"	32"	62205	A	\$ 238.00
60	GG	24"	42"	42066	A	\$ 229.00
80	GG	32"	37"	47190	A	\$ 331.00
PART #	DESCRIPTION					
60313	Stand-15 Inductor (19" D)					\$ 231.00
65517	Stand-35 Inductor					\$ 264.00
62204	Stand-60 Inductor (31" D)					\$ 351.00
63397	Stand-15/30/60 Inductor (24" D)					\$ 258.00

Tank locations: A=all (excluding Albertville, AL & Washington Court House, OH); B= St. Bonifacius, MN; C= Lancaster, OH; D=Griffin, GA; E=Shawnee, OK; F=Tooele, UT; G=Owego, NY; H= Washougal, WA; I=Sheldon, IA; J=Washington Court House; L=Hanford, CA; T=Fairfield, TX; X-Albertville, AL



TOTAL DRAIN TANKS Tanks are White						
Gallon Capacity	Specs	Width	Height/Length	Part #	Tank Location	LIST PRICE FRT EXTRA
5 square	CC	11"	18"/11"	42321	I	\$ 98.00
10 square	CC	13"	21"/13"	42351	I	\$ 133.00
12 square	L	14"	15"/18"	60521	A	\$ 108.00

The spot sprayers feature threaded inserts on the bottom of the tank for mounting purposes, on one side for wand/gun placement and on the top for a 12 volt pump.



SPOT SPRAYERS Tanks are White						
Gallon Capacity	Specs	Width	Height/Length	Part #	Tank Location	LIST PRICE FRT EXTRA
14	P	14"	15"/31"	45115	A	\$ 139.00
25	P	18"	18"/36"	62080	A	\$ 160.00



A multi-purpose tank, the PCO is well suited for nursery, agricultural and lawn care applications. These tanks feature self-supporting legs and do not require any saddles or steel supports. Flat spots are molded into both ends to provide mounting areas for agitation equipment.

PCO TANKS Tanks are White						
Gallon Capacity	Specs	Width	Height/Length	Part #	Tank	LIST PRICE FRT EXTRA
30	P	19"	23"/25"	41254	A	\$ 220.00
50	D	19"	22"/38"	40664	A	\$ 241.00
100	D	30"	28"/38"	40668	A	\$ 378.00
150	D	36"	28"/48"	40669	A	\$ 456.00
200	D	36"	37"/48"	41413	A	\$ 567.00
300	S	36"	37"/69"	41381	A	\$ 1,105.00
50 ribbed	D	19"	23"/38"	42834	D	\$ 241.00
100 ribbed	D	30"	30"/38"	42835	D	\$ 378.00
150 ribbed	S	37"	29"/48"	42836	D	\$ 456.00
200 ribbed	S	37"	37"/48"	42837	D	\$ 567.00

Tank locations: A=all (excluding Albertville, AL & Washington Court House, OH); B= St. Bonifacius, MN; C= Lancaster, OH; D=Griffin, GA; E=Shawnee, OK;

Note: Product not in stock is subject to freight charges.





www.norwesco.com



TANKS STORAGE

Like the PCO tank, the flat bottom utility tank can be used for many applications. It is the perfect choice when looking for a tank to put in the bed of a pickup truck. Select sizes have bands available as shown below. The tank may be used with or without bands.

FLAT BOTTOM UTILITY TANKS Tanks are White						
Gallon Capacity	Specs	Width	Height/ Length	Part #	Tank Location	LIST PRICE FRT EXTRA
26	EE	18"	20"/25"	43835	B,C,D,E,F,I,L,T	\$ 166.00
45	BB	18"	22"/38"	43837	B,C,D,E,F,I,L,T	\$ 187.00
50	BB	19"	23"/38"	42341	B,C,D,E,F,I,L,T	\$ 244.00
52	MM	24"	15'/43"	43839	B,C,D,E,F,I,L,T	\$ 283.00
68	MM	27"	17"/42"	43841	B,C,D,E,F,I,L,T	\$ 328.00
100	BB	27"	29"/43"	42343	B,C,D,E,F,I,L,T	\$ 367.00
110 l/p	MM	35"	18"/48"	42349	B,C,D,E,F,I,L,T	\$ 432.00
150	BB	36"	29"/48"	42345	B,C,D,E,F,I,L,T	\$ 435.00
200	BB	36"	38"/48"	42347	B,C,D,E,F,I,L,T	\$ 537.00
300 l/p	D	56"	19"/95"	44233	I	\$ 830.00
PART #	DESCRIPTION				NO. OF BANDS REQ	
63551	Band-Flat Bottom Utility, 50				2 Optional	\$ 59.00
63552	Band-Flat Bottom Utility, 100				2 Optional	\$ 83.00
63553	Band-Flat Bottom Utility, 150				2 Optional	\$ 67.00
63554	Band-Flat Bottom Utility, 200				2 Optional	\$ 77.00

Note: Product not in stock is subject to freight charges.



The loaf tanks are designed for a variety of applications. Its rectangular shape allow for placement within pickup beds or it may be mounted on various equipment trailers for use as a mobile water supply. This line of tanks may also be used in a variety of stationary storage applications.

LOAF TANKS Tanks are White						
Gallon Capacity	Specs	Width	Height/ Length	Part #	Tank Location	LIST PRICE FRT EXTRA
50	RR	27"	17"/41"	43610	I,L,X	\$ 229.00
100	RR	27"	30"/41"	43611	I,L,X	\$ 352.00
200	RR	36"	29"/48"	43612	I,L,X	\$ 501.00
300	RR	42"	30"/63"	43613	I,L,X	\$ 737.00
500	BB	48"	31"/92"	43843	I,L,X	\$ 1,134.00

Tank locations: A=all (excluding Albertville, AL & Washington Court House, OH); B= St. Bonifacius, MN; C= Lancaster, OH; D=Griffin, GA; E=Shawnee, OK; F=Tooele, UT; G=Owego, NY; H= Washougal, WA; I=Sheldon, IA; J=Washington Court House; L=Hanford, CA; T=Fairfield, TX; X-Albertville, AL



www.norwesco.com

TANKS STORAGE



Designed to fit full-size American made pickups, the 325 and 425 sizes have log profiles for better rear vision. They feature fill openings offset to the side of the tank for safety and easy access. A tough circular design adds strength. The 210 gallon tank fits bot "mini" pickups and full-size models. Depending on

**PICK-UP TRUCK TANKS** Tanks are White in Colour

Gallon Capacity	Specs	Diameter	Height/ Length	Part #	Tank Location	LIST PRICE FRT EXTRA
210	B	60"/51"	48"/39"/29"	40300	A	\$ 414.00
325	B	62"	49"/33"	40160	A	\$ 632.00
425	B	65"	49"/39"	40102	A	\$ 737.00



Our chemical injection tank system is designed for applications in the oil and gas industry. The package includes a leg tank, stand, and enclosed containment basin. The enclosed containment basins have a pump mounted, a 2" and a 3" female threaded connection for additional items such as solar panels.

**CHEMICAL INJECTION TANKS SYSTEMS**

Part #	Specs	Description	Tank Location	Dimensions	LIST PRICE FRT EXTRA
44099	P	65 Chemical Injection System (tank, stand, basin) 65 Leg Tank Stand for 65 Leg Tank Containment Basin - 95 gallon	E,I	23"D x 26"H x 43"L 30.5" x 23" x 32"H 36" x 61" x 15"H	\$ 915.00
63880	XX	125 Chemical Injection System (tank, stand, basin) 125 Leg Tank Stand for 125 Leg Tank Containment Basin—165 Gallon	M E	43.5" x 32" x 35.5" 30.25" x 32" x 32" 64" x 45" x 14.5"	\$ 1,125.00 \$ 1,184.00
63885	XX	225 Chemical Injection System (tank, stand, basin) 225 Leg Tank Stand for 225 Leg Tank Containment Basin—300 Gallon	M E	52" x 38" x 41.5" 34.5" x 38" x 30" 89" x 54" x 15.5"	\$ 1,582.00 \$ 1,683.00
63890	XX	355 Chemical Injection System (tank, stand, basin) 355 Leg Tank Stand for 355 Leg Tank Containment Basin—380 Gallon	M E	56" x 44" x 49" 34.5" x 38" x 30" 89" x 54" x 19.5"	\$ 1,885.00 \$ 2,006.00

Note: Product not in stock is subject to freight charges.

Tank locations: A=all (excluding Albertville, AL & Washington Court House, OH); B= St. Bonifacius, MN; C= Lancaster, OH; D=Griffin, GA; E=Shawnee, OK; F=Tooele, UT; G=Owego, NY; H= Washougal, WA; I=Sheldon, IA; J=Washington Court House; L=Hanford, CA; T=Fairfield, TX; X-Albertville, AL



www.norwesco.com



TANKS STORAGE

Our containment basins and tanks are impact and corrosion resistant and are molded as a one-piece, seamless unit. The 140, 250, 360, 500, 600 & 1300 gallon sizes are "basin style". The 2050 & 2800 "Tank In A Tank" are molded with a dome that can be cut off to enable them to be used as a containment tank. Required containment capacity may vary depending on application and location.

CONTAINMENT BASIN/TANKS						
Gallon Capacity	Specs	Width/ Diameter	Height/ Length	Part #	Tank Location	LIST PRICE FRT EXTRA
140 black	AA	45"	17"/45"	42771	E,T	\$ 235.00
250 black	AA	68"	11"/92"	42114	E,T	\$ 429.00
360 black	AA	69"	16"/93"	42940	E,T	\$ 689.00
500 black	AA	80"	19"/92"	42051	T	\$ 916.00
600 black	AA	84"	20"/98"	43069	E,T	\$ 1,074.00
1300 black	AA	97"	22"/175"	42195	B,T	\$ 1,777.00
2050 white	S	102"	82"	43072	J	\$ 2,900.00
2800 white	S	104"	104"	42222	J	\$ 3,738.00



The below ground holding tank line is typically used for storage of water, both potable and non-potable. The tanks can also be used as large capacity sewage holding or septic tanks. The end ribs will accept fittings up to 4" in size. Each tanks is manufactured with molded-in columns that provided excellent structural strength.

BELOW GROUND HOLDING TANKS & ACCESSORIES						
Gallon Capacity	Specs	Width	Height/ Length	Part #	Tank Location	LIST PRICE FRT EXTRA
2000	VV	98"	51"/126"	42559	B,C,E	\$ 4,616.00
2500	VV	98"	51"/158"	42119	L	\$ -
2500	WW	99"	51"/159"	44079	B	\$ 5,733.00
2600	WW	98"	51"/155"	43770	B	\$ 6,035.00
2650	WW	98"	81"/155"	43771	B	\$ 6,337.00
PART #	DESCRIPTION					
62408	20" Lid w/gasket for 2000 or 2500 gallon tank (42119)					\$ 51.00
63672	20" Lid for 2500 (44079), 2600 or 2650 gallon tank					\$ 72.00
63514	Manhole extension (6" H x 20" D)					\$ 131.00
62397	Manhole extension (15" H x 20" D)					\$ 153.00
62396	Manhole extension (24" H x 20" D)					\$ 176.00

Tank locations: A=all (excluding Albertville, AL & Washington Court House, OH); B= St. Bonifacius, MN; C= Lancaster, OH; D=Griffin, GA; E=Shawnee, OK; F=Tooele, UT; G=Owego, NY; H= Washougal, WA; I=Sheldon, IA; J=Washington Court House; L=Hanford, CA; T=Fairfield, TX; X=Albertville, AL

Note: Product not in stock is subject to freight charges.



www.norwesco.com

TANKS STORAGE

**OUTLET SPECIFICATIONS** All tanks may be ordered with specified outlets or without an outlet at the same unit price

Specification	Fill Opening	Description
A	16" fill opening (63485)	One 2" polypropylene fitting (63383) with siphon tube (60335)
B	8" fill opening (63480)	One 2" polypropylene fitting (63481) with siphon tube (60327)
C	16" fill opening (63485)	One 3" polypropylene fitting (62299) with 2" reducer (60330) & siphon tube (60327)
D	8" fill opening (63480)	No fitting
E	16" fill opening (63485)	One 1-1/4" polypropylene fitting (60403)
F	8" fill opening (63485)	One 3" polypropylene fitting (62299)
G	16" fill opening (63485)	One 2" polypropylene fitting (63683)
H	8" fill opening (63480)	One 2" polypropylene fitting (63481)
I	16" fill opening (63485)	One 2" polypropylene fitting (63683) with Type B Viton gasket
J	16" fill opening (63485)	One 2" polypropylene fitting (63481) with siphon tube (60335)
K	8" fill opening (63480)	One 1-1/4" polypropylene fitting (60403) & one 1-1/4" anti vortex polypropylene fitting (63065)
L	5" fill opening (63484)	One 3/4" polypropylene fitting (60401)
M	8" fill opening (63480)	One 1-1/4" polypropylene fitting (60403)
N	16" fill opening (63485)	One 1-1/4" polypropylene fitting (60403) & one 1-1/4" anti-vortex polypropylene fitting (63065)
O	16" fill opening (63485)	One 2" polypropylene fitting (60405)
P	5" fill opening (63484)	No fitting
Q	16" fill opening (63485)	One 3" polypropylene fitting (62299) & type B Viton gasket
R	16" fill opening (63485)	One 2" bottom fitting (63481) and one 1-1/2" top fitting (60124)
S	16" fill opening (63485)	No fitting
T	8" fill opening (60032)	One 3/4" polypropylene fitting (60401)
U	5" fill opening (63484)	One 1-1/4" polypropylene fitting (60403)
V	16" fill opening (63485)	One 2" polypropylene fitting (60405) with street elbow (62199)
W	16" fill opening (63485)	One 2" polypropylene fitting (60405) and one baffle (67329)
X	16" fill opening (63482 hinged lid)	One 3" polypropylene fitting (62299) with 2" reducer (60330) & siphon tube (60327)
Y	16" fill opening (62532 hinged lid)	No fitting
Z	8" fill opening (63480)	One 2" polypropylene fitting (60405) with street elbow (62199)
AA	None	No fitting
BB	8" fill opening (60032)	One 1" polypropylene fitting (60427)
CC	8" fill opening (63480)	One 1-1/4" spinweld fitting (67067)
DD	16" fill opening (63485)	One 2" bottom fitting (60405) and one 1-1/2" top fitting (60124)
EE	8" fill opening (63480)	One 3/4" polypropylene fitting (60401)
FF	5" fill opening (63484)	One 2" bottom fitting (63481) and one 1-1/2" top fitting (60124)
GG	16" fill opening (63485)	One 2" polypropylene fitting (63481)
HH	5" fill opening (63484)	One 2" polypropylene fitting (63683) with siphon tube (60335)
II	8" fill opening (63480)	One 1-1/4" polypropylene fitting (60403) & one 1-1/4" anti-vortex polypropylene fitting (63065)
JJ	22" fill opening (63679)	One 2" polypropylene fitting (63683) with siphon tube (60335)
KK	22" fill opening (63679)	One 2" bottom fitting (63683) and one 1-1/2" top fitting (60124)
LL	16" fill opening (63485)	One 2" bottom fitting (63683) and one 1-1/2" top fitting (604124)
MM	5" fill opening (63673)	One 1" polypropylene fitting (60427)
NN	8" fill opening (63480)	One 1" stainless steel fitting (62948)
OO	22" fill opening (63679)	One 2" bottom fitting (63683)
PP	16" fill opening (63485)	One 2" bottom fitting (63683)
QQ	22" fill opening (63679)	One 3" polypropylene fitting (62299) with 2" reducer (60330) & siphon tube (60327)
RR	8" fill opening (60032)	No fitting
SS	22" fill opening (63679)	One 3" stainless steel fitting (63039) with siphon tube (60327)
TT	8" fill opening (63480)	One 2" bottom fitting (63481) and one 1-1/2" top fitting (60124)
UU	8" fill opening (63480)	One 2" bottom fitting (60405) and one 1-1/2" top fitting (60124)
VV	20" fill opening (62408)	No fitting
WW	20" fill opening (63672)	No fitting
XX	6" fill opening	No fitting
YY	16" fill opening (63485)	One 2" bottom fitting (60405) with siphon tube (60335)
ZZ	22" fill opening (63679)	One 3" stainless steel fitting w/long bolts (63975) with siphon tube (60327)
AAA	16" fill opening (63485)	One 2" bottom fitting (63683)

Note: Product not in stock is subject to freight charges.

Note: Dimensions and capacities may vary slightly. STANDARD GASKET EPDM.



www.norwesco.com

TANKS STORAGE

**Norwesco Polyethylene Septic Tanks:**

Norwesco septic tanks are for **BELOW GROUND USE ONLY**. Using the tanks above ground may result in deformation of the tank. It is far more cost-effective to utilize one of Norwesco's above ground tanks that are specifically designed for above ground use and applications.

*The tanks described and shown on this page, with the exception of "The Bruiser" and Holding Tank, cannot be used as pump tanks and must be kept full at all times.*

Please see detailed installation procedures for additional information.

Across the United States and Canada, there are a number of health code requirements that our tanks must meet. These codes are regulated by the state, country or province where you are located. To aid you in determining which tank you need, please consult with your local health department.



Note: Product not in stock is subject to freight charges.

Low Profile Septic Tanks - CSA Approved					
Part #	Location	Gallon Capacity/Manhole/Compartments	Length/Width/Height	Manhole Diameter	List Price FOB
43522	E	500/1MH/1CPT	97"/48"/50"	1-20"	\$ 1,160.00
43495	B,E	750/2MH/1CPT/GT	92"/60"/51"	2-20"	\$ 1,866.00
43520	B,E	750/2MH/1CPT/SA	92"/60"/51"	2-20"	\$ 1,959.00
43499	B,E	750/2MH/2CPT/GT	92"/60"/51"	2-20"	\$ 2,133.00
43521	B,E	750/2MH/CCPT/SA	92"/60"/51"	2-20"	\$ 2,226.00
42405	B,E,G,H	1000/2MH/1CPT/GT	127"/60"/51"	2-20"	\$ 1,846.00
43496	B,E,G,H	1000/2MH/1CPT/SA	127"/60"/51"	2-20"	\$ 1,928.00
43517	B,E,G,H	1000/2MH/2CPT/GT	127"/60"/51"	2-20"	\$ 2,037.00
42406	B,E,G,H	1000/2MH/2CPT/SA	127"/60"/51"	2-20"	\$ 2,118.00
43519	B,E,H	1250/2MH/1CPT/GT	157"/60"/51"	2-20"	\$ 2,557.00
43497	B,E,H	1250/2MH/1CPT/SA	157"/60"/51"	2-20"	\$ 2,650.00
43503	B,E,H	1250/2MH/2CPT/GT	157"/60"/51"	2-20"	\$ 2,847.00
43501	B,E,H	1250/2MH/2CPT/SA	157"/60"/51"	2-20"	\$ 2,941.00
43518	B,E,H	1500/2MH/1CPT/GT	157"/69"/51"	2-20"	\$ 3,154.00
43498	B,E,H	1500/2MH/1CPT/SA	157"/69"/51"	2-20"	\$ 3,248.00
43501	B,E,H	1500/2MH/2CPT/GT	157"/69"/51"	2-20"	\$ 3,418.00
43502	B,E,H	1500/2MH/2CPT/SA	157"/69"/51"	2-20"	\$ 3,511.00

MH = Manhole; CPT = Compartment (2CPT = poly divider at 1/3, 2/3 locations); GT = Gaskets & Tees supplied; SA = Septic adapters

Tank locations: B= St. Bonifacius, MN; E=Shawnee, OK; G=Owego, NY; H= Washougal, WA



Low Profile Septic Tanks - Accessories		
Part #	Description	List Price FOB
63832	Manhole extension (6" h x 20" d) *	\$ 112.00
63833	Manhole extension ( 15" h x 20" d) *	\$ 132.00
63834	Manhole extension ( 24" h x 20" d) *	\$ 151.00
63830	Lid riser ( 36" h x 6" d) *	\$ 123.00
63831	Lid riser, offset ( 23" h x 12" d)	\$ 178.00
63870	Stainless steel self-tapping screw ( #14 x 1-3/4") for extensions or risers (8 required)	\$ 2.00
62942	Ethafoam gasket for extensions or risers	\$ 12.00
63672	20" low profile septic lid with gasket	\$ 62.00
63839	Self-adhesive rubber gasket for 20" lid (63672)	\$ 18.00
62406	Stainless steel self-tapping screw ( #14 x 1-1/4") for 20" lid (63672) (6 required)	\$ 1.00

\* Accessories come standard with 8 screws and ethafoam gasket.

Low Profile Septic Tanks - Accessories		
Part #	Description	List Price FOB
63491	4" PVC inlet/outlet tee (24" long) (2 per tank)	\$ 28.00
63490	4" inlet/outlet gasket (2 per tank)	\$ 13.00
63452	Septic adapter schedule 40 with nut & EPDM gasket ( 2 per tank)	\$ 51.00

Note: Product not in stock is subject to freight charges.





Our 300 and 500 gallon spheres are designed to be used as a holding tanks or pump tank. Unlike our ribbed septic tanks, these tanks may remain in the ground when empty. These tanks are furnished with manhole covers and include a molded-in elevated pump stand on the bottom of the tank.



Non-Plumbed Spherical Pump Tanks					
Part #	Gallon Capacity/Manhole/Compartments	Location	Width	Height	List Price FOB
43745	200 Sphere, 1MH	B	47" dia	56"	\$ 674.00
41319	300 Sphere, 1 MH	A	54" dia	54"	\$ 809.00
40785	500 Sphere, 1MH	B,C,E,H,L	64" dia	67"	\$ 1,099.00
41409	500 Sphere (OR), 1MH	H	64" dia	67"	\$ 1,213.00

Note: Product not in stock is subject to freight charges.



The 2500 & 2500 are the largest capacity below ground storage tank made today. Typically used to store water-both potable and non-potable-it can also be used as a large capacity septic tank. The end ribs will accept fittings up to 4" in size. Integral columns in the tank give it excellent structural strength.

Below Ground Holding Tank - CSA Approved					
Part #	Gallon	Location	Length/Width/Height	Manhole Diameter	List Price
42559	2000	B,C,E	126"/98"/51"	1-20"	\$ 4,579.00
44079	2500	B	159"/99"/51"	1-20"	\$ 5,702.00
42119	2500	L	158"/98"/51"	1-20"	\$ 5,702.00
43770	2600	B	155"/98"/51"	1-20"	\$ 6,212.00
43771*	2650	B	155"/98"/81"	1-20"	\$ 6,674.00

\* Tank includes molded on manhole extension



Non-Plumbed Legacy Septic Tanks - CSA Approved				
Part #	Gallon	Location	Length/Width/Height	List Price FOB
41320	500, 1MH, 1CPT	B,C,D,E,F,G,H	101"/51"/47"	\$ 1,160.00

Tank locations: B= St. Bonifacius, MN; E=Shawnee, OK; G=Owego, NY; H= Washougal, WA



Plumbed Legacy Septic Tanks - CSA Approved / Bruiser Tanks - Not CSA Approved					
Part #	Gallon Capacity/ Manhole/Compartments	Location	Length/ Width	Height	List Price FOB Factory
41712	750, 1MH, STD, SDR35, 1CPT	B,C	96"/52"	62"	\$ 1,768.00
42397	750, 1MH, BSR, SDR35, 1CPT	B,C	96"/52"	62"	\$ 2,060.00
41814	750, 2MH, STD, SDR35, 1CPT	G	96"/48"	63"	\$ 1,808.00
41815	750, 2MH, STD, SDR35, 1CPT	E	100"/52"	59"	\$ 1,808.00
41713	750 (KS,LA), 2MH, STD, SCH40, 1CPT	E	100"/52"	59"	\$ 1,852.00
41715	750 (TX), 2MH, STD, SDR35, 2CPT, 1APMO	E	100"/52"	59"	\$ 2,058.00

Legacy Septic Tanks - CSA Approved					
Part #	Gallon Capacity/ Manhole/Compartments	Location	Length/ Width	Height	List Price FOB Factory
41724	1000, 2MH, 2CPT	G	102"/60"	63"	\$ 1,929.00
41746	1250, 2MH, 2CPT	G	116"/55"	70"	\$ 2,619.00
41764	1500, 2MH, 2CPT	G	135"/55"	70"	\$ 2,894.00



The Bruiser offers the same features as our standard septic tanks but it may be used as a septic tank as well as a holding tank, pump chamber or potable water tank (single compartment only).

- No special backfill is needed. Native soil may be used.
- Use where delivery of special backfill mixtures and water is next to impossible.
- No need to fill with water during initial installation.
- Pre-plumbed according to state code.
- Accepts 4" effluent filters.

Note: Product not in stock is subject to freight charges.

The Bruiser Tank - Not CSA Approved					
Part #	Gallon Capacity/ Manhole/Compartments	Location	Length/ Width	Height	List Price FOB Factory
41736	1000, 2MH, 2CPT	G	102"/60"	63"	\$ 2,035.00
41754	1250, 2MH, 2CPT	G	116"/55"	70"	\$ 2,836.00
41774	1500, 2MH, 2CPT	G	135"/55"	70"	\$ 3,484.00

Tank locations: B= St. Bonifacius, MN; E=Shawnee, OK; G=Owego, NY; H= Washougal, WA

MH = Manhole  
STD = Standard weight yellow tank

BSR = Bruiser weight blue tank  
SDR35 = SDR (standard dimension ratio) 35 weight pipe

SCH40 = Schedule 40 weight pipe  
CPT = Compartment (2CPT = poly divider at 1/3, 2/3 location)



TANKS STORAGE



Polyethylene water storage tanks are ideal for instances when drinking water must be hauled in or if a well does not meet consumption needs. NORWESCO tanks are manufactured using resins that meet FDA specifications to ensure safe storage of potable water. Where applicable, NORWESCO's have been certified under ANSI/NSFT Standard 61. The 325 and 550 gallon spheres may remain in the ground when empty. These tanks include a molded-in elevated pump stand on the bottom of the tank. The ribbed tanks (600 gallon and larger) need to keep 1/4 full at all times.

**Below Ground Water Storage Cisterns**

Part #	Gallon Capacity	Location	Length/ Width/ Height	Manhole Diameter	List Price FOB Factory
43746	250 Sphere	B	47" dia	1-20"	\$ 707.00
41321	325 Sphere	A	54" dia	1-20"	\$ 971.00
40856	550 Sphere	B,C,E,H,L	64" dia	1-20"	\$ 1,578.00
41328	600	B,C,D,E,F,G,H	101"/51"/47"	1-20"	\$ 1,619.00
44360	600	E	97"/101"/51"	1-20"	\$ 1,619.00
41329	1200	A	102"/60"/63"	2-20"	\$ 2,088.00
41893	1400	B,C,E,F,G,H,L	116"/55"/70"	2-20"	\$ 2,841.00
41330	1700	A	135"/55"/70"	2-20"	\$ 3,552.00

Part #	Description	Box Quantiy	List Price FOB Factory
61762	SDR35 sanitary tee and gasket kit ( 2 each)	-	\$ 47.00
61763	Schedule 40 sanitary tee and gasket kit (2 each)	-	\$ 70.00
61765	SDR335 / Schedule 40 gasket kit (2 each)	-	\$ 16.00
63514	Manhole extension (6" H x 20" D)	-	\$ 112.00
62397	Manhole extension (15" H x 20" D)	-	\$ 132.00
62396	Manhole extension (24" H x 20" D)	-	\$ 151.00
62395	Lid and riser combination (12" D x 25" H riser pipe)	-	\$ 178.00
62408	20" Septic/Cistern tank lid with gasket	12	\$ 44.00
63672	20" Low profile septic lid with gasket	-	\$ 62.00
62406	Stainless steel self-tapping screw (#14x1-1/4") (4 needed for 62408 and 6 for 63672)	-	\$ 1.00
63522	Stainless steel self-tapping screw, childproof (required for tanks installed in NM & WI)	-	\$ 2.00
63564	Tamper proof screw kit for tanks installed in NM & WI (includes 8 stainless steel self-tapping childproof screws and 1 square recess bit)	-	\$ 16.00
62942	Ethafoam gasket for 20" lid (62408)	-	\$ 12.00
63839	Self-adhesive rubber gasket for 20" lid (63672)	-	\$ 18.00
63151	Septic adapter SDR 35 with nut and EPDM gasket	-	\$ 47.00
63152	Septic adapter Schedule 40 with nut and EPDM gasket	-	\$ 51.00
63153	EPDM gasket for septic adapter	-	\$ 7.00

Note: Product not in stock is subject to freight charges.

Tank locations: B= St. Bonifacius, MN; E=Shawnee, OK; G=Owego, NY; H= Washougal, WA




www.norwesco.com

TANKS STORAGE




## Underground Tank Installation Instructions

### 1. EXCAVATION



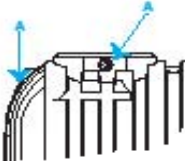
- A. Excavate to a depth that will provide a minimum of 6" and a maximum of 30" of cover over the top of the tank. This will avoid collapse and over-expansion of the tank and possible leakage.
- B. Allow 18" to 24" on both sides and both ends of the tank. Failure to comply with allowance ranges could cause tank collapse.
- C. Bed the tank in well-packed sand – 6" minimum in soil terrain, 12" minimum in rock terrain. The tank should be installed level.

### 2. SEPTIC TANK CONNECTIONS




- A. Septic tanks 750 gallons and larger and blue BRUISER tanks are supplied with PVC sanitary tees and adapters at the inlet and outlet. The PVC adapter has two sockets for use with either 4" schedule 40 pipe or 4" SDR 35 pipe.
- B. Inlet and outlet piping should be solvent welded to the adapters using standard PVC cement.
- C. Tanks without PVC adapters (300 sphere, 500 sphere and 500 septic) use Part No. 61765 gasket kit.

### 3. WATER TANK CONNECTIONS




- A. Install bulkhead fittings in either side of manway or end rib as shown.
- B. Tank must be vented.
- C. For water-tight seal, lid should be sealed with silicone caulking. Re-use stainless steel screws supplied with lid.

### 4. MANHOLE EXTENSIONS



- A. Install manhole extension before you backfill.
- B. Manhole extensions are supplied with gaskets and screws. Re-use the lid gasket and screws to attach the lid at the top of the manhole extension.
- C. Note the direction of flow. The inlet is higher than the outlet.

### 5. BACKFILLING EXTERIOR



- A. CAUTION: Fill tank with water as your backfill, keeping water level even with backfill level as you go to prevent possible collapse.
- B. Backfill with 12" layers and compact each layer. ALWAYS COMPACT ENDS FIRST.
- C. Tamp and compact backfill under inlet and outlet pipes.
- D. Maximum backfill over the top of the tank is 30". Mound soil over the top to provide positive drainage.

### 6. BACKFILL MATERIALS

The preferred material for backfill surrounding and covering the tank is a sand/gravel mixture as described below. For blue BRUISER tanks and white cistern tanks, native soil may be used for backfill and those tanks may be left empty while backfilling. For yellow and black septic tanks, the sand/gravel mixture is required and the tanks must be filled with water during the backfilling process. BRUISER tanks and cistern tanks should be filled one-fourth full after installation.

- A. The sand/gravel mixture should be a mixture of sand and gravel, 100% smaller than 1½", and about 50% smaller than ¾".
- B. All fill should be free of any wood, masonry debris, silt or clay.

Note: Product not in stock is subject to freight charges.

For septic installations, it is important to contact your local or state sanitarian regarding approved installation procedures.

04/05



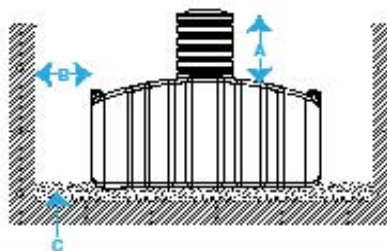


## Installation Instructions 2000 Or 2500 Below Ground Holding Tank

**THESE TANKS ARE NOT TO BE USED ABOVE GROUND**

### 1. EXCAVATION

- A. Excavate to a depth that will provide a minimum of 6" and a maximum of 24" of cover over the top of the tank.
- B. Allow 18" to 24" on both sides and both ends of the tank.
- C. Bed the tank in well-compacted sand – 6" minimum in soil terrain, 12" minimum in rock terrain.



### 2. CONNECTIONS TO TANK

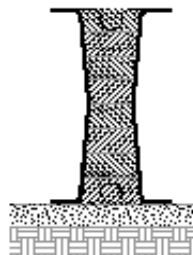
- A. Install fittings in any location required for holding tank use.
- B. Contact factory for approval if multiple fittings are installed in close proximity.
- C. Tank must be vented.
- D. For water-tight seal, lid should be sealed with silicone or urethane caulking. Re-use stainless steel screws supplied with lid to re-attach lid to tank.

### 3. MANHOLE EXTENSION

- A. Install manhole extension before you backfill.
- B. Norwesco manhole extensions are supplied with gaskets and screws. Re-use the stainless steel screws to attach the lid at the top of the manhole extension.

### 4. BACKFILLING EXTERIOR

- A. Backfill with 12" layers and compact each layer. Always compact ends first.
- B. Each of the interior support cones must be filled and compacted in 6" layers; the bottom half of the cones are tapered and must have the soil compacted to provide structural support. See diagram.
- C. Maximum backfill over the top of the tank is 24". Mound soil over the top to provide positive drainage.



Fill Cones  
in 6" layers  
from the bottom  
up, compact  
each layer. Use  
recommended  
backfill  
material.

### 5. BACKFILL MATERIALS

- A. The preferred material for backfilling, surrounding and covering the tank is a sand and gravel mixture—100% smaller than 1½" and approximately 50% smaller than ¾". Native soil can be used if this mixture is not available.
- B. All fill must be free of any wood, masonry debris, silt or clay. Sharp objects must not come in contact with the wall of the tank.

Note: Product not in stock is subject to freight charges.